


**PALM BEACH**  
Metropolitan Planning  
Organization

# TRANSPORTATION IMPROVEMENT PROGRAM

---

## FY 2027-2031

Scheduled for Adoption on  
June 18, 2026



*[Click Here to view projects on  
the MPO's TIP Review Tool](#)*

**[PalmBeachMPO.org/TIP](https://PalmBeachMPO.org/TIP)**  
301 Datura Street  
West Palm Beach, FL 33401

**DRAFT**

**FY 2027 – 2031  
TRANSPORTATION IMPROVEMENT PROGRAM  
PALM BEACH MPO**

Executive Summary .....3  
     Projects Sections in the TIP.....4  
     Federal Performance Measures.....6  
     Summary of MPO Priority Projects .....8  
     Funding Summary.....8

Project Details

    SIS Capacity ..... 21  
     Major Projects..... 45  
     Local Initiatives Program..... 63  
     Transportation Alternatives Program..... 71  
     Other Federal & State Funded Projects ..... 79  
     O&M Roadways..... 95  
     O&M Transit ..... 139  
     Airports, Seaports, & Railroads..... 143  
     Districtwide Projects..... [Available in Separate Document](#)  
     Locally Funded Projects (Informational)..... [Available in Separate Document](#)

Appendices

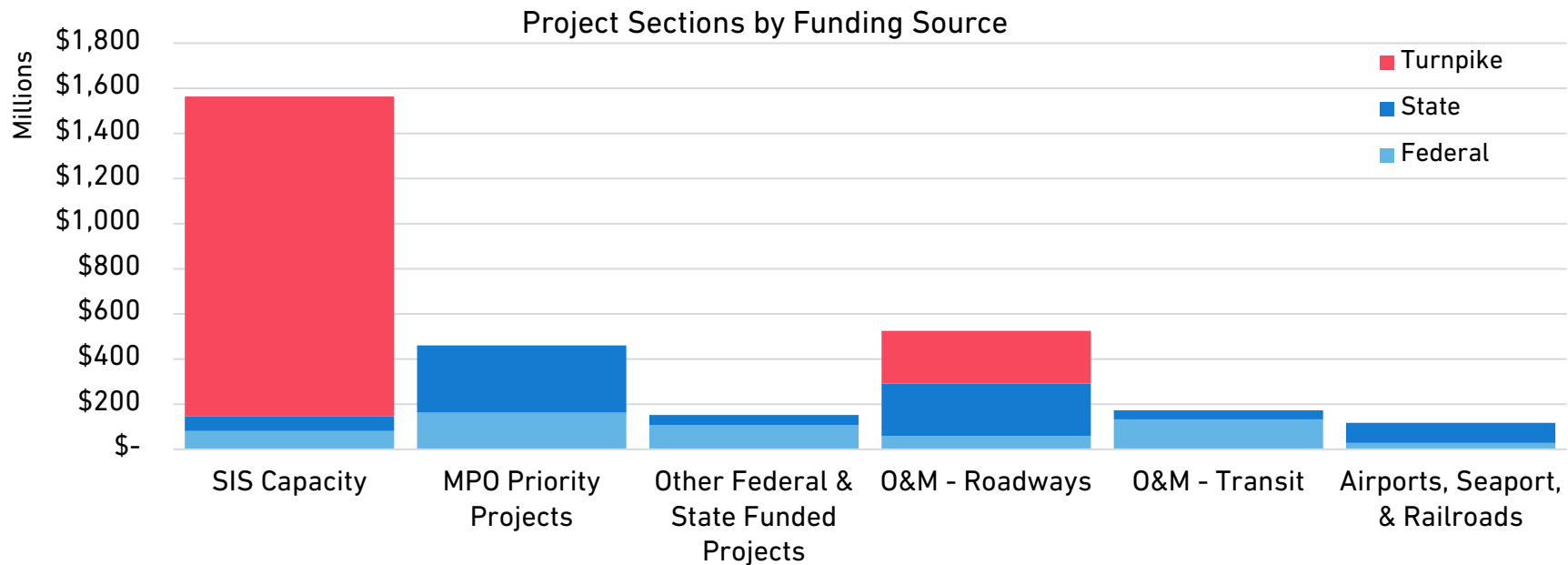
    A. Glossary.....[PalmBeachMPO.org/TIP](#)  
     B. Public Participation and Comments.....[PalmBeachMPO.org/TIP](#)  
     C. Federal Performance Measures .....[PalmBeachMPO.org/TIP](#)  
     D. MPO Priority Projects List for FY 27-31 ..... [PalmBeachMPO.org/priorities](#)  
     E. MPO Draft Tentative Work Program (DTWP) for FY 27-31 ..... [FDOT DTWP FY 27-31](#)  
     F. Eastern Federal Lands Highway Division (EFLHD) FY 26-29 TIP.....[FY 26-29 EFLHD TIP](#)  
     G. Annual Listing of Obligated Projects for FY 25 ..... [FY 25 FDOT Obligated Projects Report](#)  
     H. Amendments and Modifications..... [PalmBeachMPO.org/TIP](#)

# EXECUTIVE SUMMARY

The Transportation Improvement Program (TIP) is the five-year funding program for transportation projects utilizing federal and state funds in Palm Beach County. The Program covers Fiscal Year 2027 through Fiscal Year 2031 following the federal fiscal calendar beginning October 1st and ending September 30th (i.e. Fiscal Year 2027 addresses the dates of October 1, 2026 to September 30, 2027). Projects utilizing state funds are based on a fiscal year beginning July 1st and ending June 30th.

The TIP is developed through a continuous, cooperative, and comprehensive effort involving the Florida Department of Transportation (FDOT), the Board of County Commissioners, the Port of Palm Beach, and municipalities within the County. The TIP was developed in cooperation with the public transit operators including South Florida Regional Transportation Authority (SFRTA) and Palm Tran. Consultation is also carried out with the Miami-Dade TPO, the Broward MPO, and the Martin County MPO. The document complies with the requirements set forth in Section 134 of Title 23, USC and 23 CFR 450.324.

Funding is identified from federal, state, Turnpike, and local sources. The TIP incorporates FDOT’s Fiscal Year (FY) 27-31 Work Program and generally moves forward the projects in the timeframe from previous TIPs. The TIP also includes local capital improvement plans and operating budgets for informational purposes.

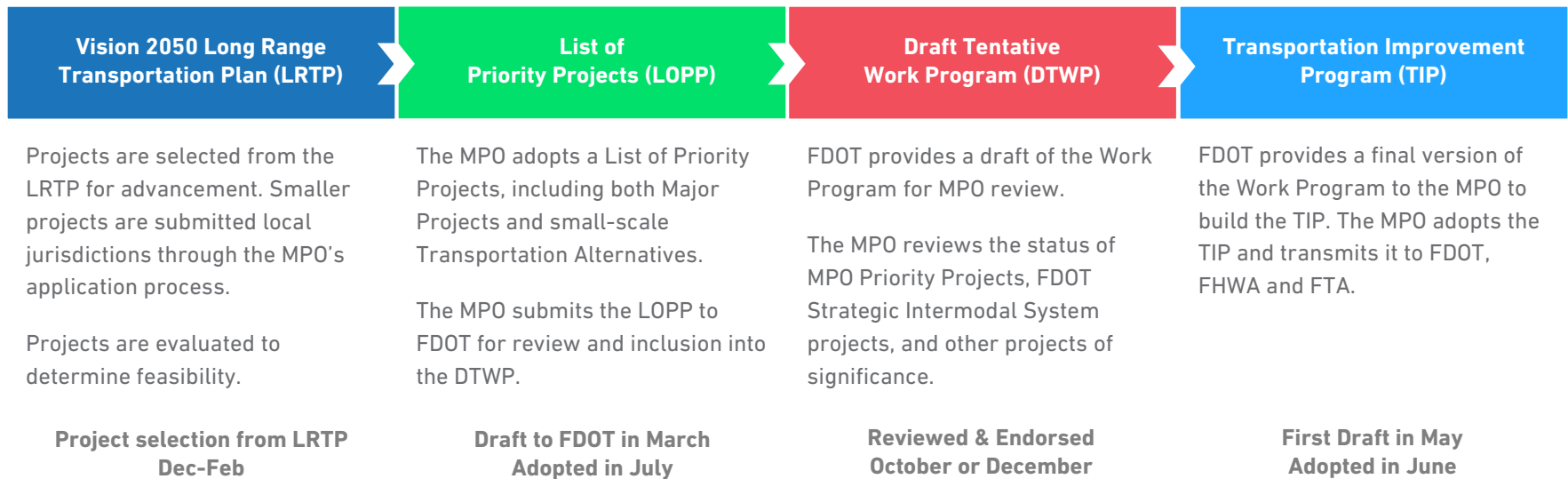


<b>Project Section</b>	<b># of Projects</b>	<b>5-Year TIP Funding</b>	<b>% of Total Funds</b>
<b>Strategic Intermodal System (SIS) Capacity</b> Capacity projects prioritized by FDOT through the SIS Cost Feasible Plan to support regional mobility	14	\$112,076,680	3.0%
<b>SIS Capacity – Turnpike</b> Capacity projects prioritized by Florida’s Turnpike with Turnpike revenues.	12	\$1,452,227,165	38.5%
<b>Major Projects</b> MPO prioritized highway, transit, and freight projects, predominantly on state roadways based on the Goals, Objectives and Values in the LRTP. Projects are programmed out of the LRTP.	29	\$372,246,263	9.9%
<b>Local Initiatives Program</b> Lower cost, non-regionally significant projects submitted to the MPO by local agencies and prioritized using a project scoring system based on the goals, objectives and values in the LRTP.	15	\$70,843,899	1.9%
<b>Transportation Alternatives Program</b> Active transportation projects submitted to the MPO annually by local agencies and prioritized through the MPO Governing Board.	15	\$22,070,036	0.6%
<b>Other Federal &amp; State Funded Projects</b> Additional projects advanced by agencies other than the MPO with state or federal funding, such as needs-based safety programs or discretionary funding sources.	31	\$216,281,967	5.7%
<b>Operations &amp; Maintenance (O&amp;M) – Roadways</b> Projects to maintain the condition of the transportation infrastructure and the need to operate it efficiently.	103	\$525,768,391	13.9%
<b>Operations &amp; Maintenance (O&amp;M) – Transit</b> Projects by the transit agencies to continue to operate existing services.	7	\$831,720,285	22.1%
<b>Airports / Seaport / Railroads</b> Projects identified by intermodal facility owners and operators.	29	\$168,407,983	4.5%
<b>TOTAL TIP FY 2027-2031</b>	<b>255</b>	<b>\$3,771,642,669</b>	<b>100.00%</b>
<b><i>Districtwide</i></b> Projects funded and contracted at the FDOT District 4 level. Projects are approved into the TIP.	<b>363</b>	<b>\$3,613,168,714</b>	
<b><i>Locally Funded Projects for Informational Purposes</i></b> Projects from local capital improvement programs or other local work programs using entirely local funding. Projects are provided for informational purposes only.	<b>23</b>	<b>\$106,005,000</b>	

## The Project Development Process

The projects in the TIP are required to be consistent with the MPO's Long Range Transportation Plan (LRTP). The MPO's funding programs – Major Projects, Local Initiatives, and Transportation Alternatives - are scored based on the goals of the LRTP and prioritized for inclusion in the TIP. Project selection is made in accordance with the requirements of 23 CFR 450.332.

The adopted LRTP is Cost Feasible; it prioritizes projects based on anticipated available revenue. The LRTP is referenced and seeks consistency with local comprehensive plans to the maximum extent feasible. The MPO adopted a list of Priority Projects from the LRTP in July and transmitted them to FDOT for use in preparing the tentative Work Program – these are included in Appendix D and highlighted in the summary of projects section. FDOT then developed the Draft Tentative Work Program and provided the program of projects for creation of the TIP. The TIP development process is seen in the diagram below.



## Public Participation

The public participation process for the Draft FY 2027-2031 TIP is in accordance with the policies and procedures of the MPO's Public Participation Plan. Appendix B provides detailed information on the schedule and outreach opportunities for the public to review the Draft TIP. More information on the MPO's public participation process can be found at [PalmBeachMPO.org/PPP](https://PalmBeachMPO.org/PPP)

## Certification Review

The Palm Beach MPO undergoes a certification review process annually with FDOT and a quadrennial review with Federal Highway Administration (FHWA) and Federal Transit Administration (FTA). The certification review process ensures the MPO is carrying out the metropolitan planning process in adherence with federal and state regulations. The TIP is reviewed during this process. The last joint FHWA and FTA Certification Review was completed on August 31, 2023 and the next review is anticipated to be completed by August 2027. The last Joint State/MPO Certification Review was completed on May 19, 2025.

## Federal Performance Measures

Projects and system-wide effectiveness for all modes of transportation are evaluated through Performance Measures, which are inclusive of the Congestion Management Process (CMP). A CMP is a systematic and regionally accepted approach for managing congestion that provides accurate, up-to-date information on transportation system performance and assesses alternative strategies for congestion management that meet MPO needs. The process is integrated into the MPO's performance measures that cover multiple modes of transportation including travel time reliability of people and trucks, transit v. car vehicle commute time, and walk, bike, transit commuter mode splits.

Performance measures connect investment and policy decisions to achieve the goals adopted in the MPO's Long Range Transportation Plan (LRTP). The MPO's aim is to provide measures that use data-driven, quantitative criteria to set and analyze achievable targets. Using a performance-based method ensures the most efficient investment public funds by increasing accountability, transparency, and providing for better investment decisions geared towards specific outcomes. The MPO is required to adopt targets for established federal performance measures based on national goals enacted by Congress in Moving Ahead for Progress in the 21st Century (MAP-21). The MPO's adopted federal performance measures and targets are summarized in the table on the following page. Please refer to Appendix C for more information on the federal performance measures.

### Federal Performance Measures and Targets

Category	Performance Measure	MPO Target
Safety	Fatalities	(2026) Zero
	Serious Injuries	Zero
	Rate of Serious Injuries per 100M vehicle miles travelled (VMT)	Zero
	Rate of Fatalities per 100M VMT	Zero
	Nonmotorized Fatalities and Serious Injuries	Zero
System Performance	Percent of reliable person-miles traveled on the Interstate	(2025) ≥ 75%
	Percent of reliable person-miles traveled on the non-Interstate NHS	≥ 60%
	Truck travel time reliability ratio (TTTR) on the Interstate	≤ 2.00
Bridges	Percent of NHS bridges classified as in Good condition by deck area	(2025) ≥ 50%
	Percent of NHS bridges classified as in Poor condition by deck area	≤ 5%
Pavement	Percent of Interstate pavements in Good condition	(2025) ≥ 60%
	Percent of Interstate pavements in Poor condition	≤ 5%
	Percent of non-Interstate NHS pavements in Good condition	≥ 40%
	Percent of non-Interstate NHS pavements in Poor condition	≤ 5%
Transit (Palm Tran) <i>Vehicles</i>	Percent of Vehicles exceeding useful life	(2025)
	Vehicles – Articulated Bus	≤ 10%
	Vehicles – Fixed Route Bus	≤ 10%
	Vehicles – Paratransit Bus	≤ 25%
	Vehicles – Paratransit Van	≤ 25%
<i>Equipment</i>	Percent of Equipment exceeding useful life	
	Equipment – Automobiles	≤ 20%
	Equipment - Trucks	≤ 20%
<i>Facilities</i>	Percent of Facilities exceeding useful life	≤ 0%
Transit (SFRTA)		(2025)
<i>Rolling Stock</i>	Revenue vehicles (>39 yrs old)	≤ 30%
<i>Equipment</i>	Non-revenue support service & maintenance vehicles (>8 yrs old)	≤ 50%
<i>Facilities</i>	Stations, maintenance facilities, & operations center (<2.5 on 1-5 scale)	≤ 5%
<i>Fixed Guideway</i>	Rail fixed-guideway track with performance restrictions	≤ 3.5%
Transit Safety (Palm Tran)	Fixed Route / Paratransit	Fixed Route/Paratransit
	Fatalities	(2025) Zero/Zero
	Fatality Rate per 100k vehicle revenue miles (VRM)	Zero/Zero
	Injuries	63/34
	Injury Rate per 100k VRM	0.9/0.4
	Safety Events	43/32
	Safety Event Rate per 100k VRM	0.6/0.3
System Reliability (VRM per failure)	14,000/7,700	

## Funding Summary

The TIP is financially constrained for each fiscal year. Federally funded projects identified in the TIP can be implemented using current proposed revenue sources based on the FDOT Tentative Work Program and locally dedicated transportation revenues. All Projects funded by FDOT with federal or non-federal dollars are included in a balanced 36-month forecast of cash and expenditures and a five-year finance plan supporting the FDOT Work Program. All local government projects (non-federally funded) that are included in the TIP are part of member local government’s capital improvement programs. The tables on the next page provide a summary of federal, state and local funding for each funding code type by fiscal year. Note that all project costs are shown in year of expenditure dollars, meaning the costs reflect the adjusted value of the work at the time the funds will be expended on the project.

## Summary of MPO Priority Projects

Following the funding summary are summary tables providing the status of MPO Priority Projects. Projects with significant changes from the prior FY 2026-2030 are highlighted.

- **MPO Major Projects**
- **Local Initiatives**
- **Transportation Alternatives**
- **Shared-Use Network (SUN) Trail Priorities**
- **Active and Under Construction MPO Priorities**

Projects are shown by priority year and ranking, along with the funding amount and phase. A typical project may include a Project Development and Environment (PD&E) phase, a Design (PE) phase, a Right of Way (ROW) phase and a Construction (CST) phase. An explanation of all potential project phases included in the TIP is provided below.

### Project Phases

<b>CODE</b>	<b>NAME</b>	<b>CODE</b>	<b>NAME</b>
CAP	Capital	OPS	Operations
CST	Construction	PDE	Project Development and Environmental
DSB	Design Build	PE	Preliminary Engineering
ENV	Environmental	PLN	Planning
INC	Contract Incentives	ROW	Right of Way Acquisition
MNT	Maintenance	RRU	Railroad & Utilities
MSC	Miscellaneous Construction		

For a list of additional terms and their definitions, see Appendix A.

**Total Programmed by Funding Code**

<b>Fund Code / Name</b>	<b>2027</b>	<b>2028</b>	<b>2029</b>	<b>2030</b>	<b>2031</b>	<b>Total</b>
<b>Federal</b>						
<b>ROADS, BRIDGES, &amp; MAJOR PROJECTS</b>						
ACCM ADVANCE CONSTRUCTION (CM)	\$ -	\$ -	\$ 2,491,991	\$ -	\$ -	\$ 2,491,991
ACFP AC NATIONAL FREIGHT PROG (NFP)	\$ -	\$ 17,986,080	\$ -	\$ -	\$ -	\$ 17,986,080
ACNP AC NATIONAL HWY FUNDS (NHPP)	\$ 39,137,637	\$ 93,703,235	\$ 10,465,547	\$ -	\$ 452,312	\$ 143,758,731
ACNR AC NATIONAL HWY RESURFACING	\$ 4,178,123	\$ 2,329,266	\$ -	\$ 7,963,367	\$ 11,121,323	\$ 25,592,079
ACPL ADVANCE CONSTRUCTION PLANNING	\$ 2,557,605	\$ 2,557,605	\$ 2,557,605	\$ 2,557,605	\$ 2,557,605	\$ 12,788,025
ACPR ADVANCED CONSTRUCTION PROTECT GRANT	\$ -	\$ 9,734,143	\$ -	\$ -	\$ -	\$ 9,734,143
ACSA AC STATEWIDE STP (SA) FUNDS	\$ 5,319,478	\$ 4,377,069	\$ 1,989,078	\$ 353,178	\$ 5,879,820	\$ 17,918,623
ACSS ADVANCE CONSTRUCTION (SS,HSP)	\$ 7,193,886	\$ 13,042,978	\$ 3,675,417	\$ 12,747,092	\$ 15,160,779	\$ 51,820,152
ACSU ADVANCE CONSTRUCTION (SU)	\$ 37,781,734	\$ 20,816,510	\$ 23,434,263	\$ 23,788,206	\$ 4,780,375	\$ 110,601,088
FAA FEDERAL AVIATION ADMIN	\$ 22,500,000	\$ -	\$ 4,551,000	\$ -	\$ -	\$ 27,051,000
RHH RAIL HIGHWAY X-INGS - HAZARD	\$ 1,417,741	\$ -	\$ -	\$ -	\$ -	\$ 1,417,741
TALT TRANSPORTATION ALTS- ANY AREA STATEWIDE	\$ 447,000	\$ 494,950	\$ 2,426,009	\$ -	\$ 2,296,242	\$ 5,664,201
TALU TRANSPORTATION ALTS- >200K	\$ 3,119,737	\$ 3,428,817	\$ 3,454,669	\$ -	\$ 627,918	\$ 10,631,141
<b>FEDERAL TRANSIT ADMINISTRATION</b>						
5307 FEDERAL TRANSIT URBAN AREA FORMULA FUNDS	\$ 27,142,290	\$ 27,142,290	\$ 27,142,290	\$ 26,966,675	\$ 26,966,675	\$ 135,360,220
5311 FEDERAL TRANSIT RURAL AREA FORMULA FUNDS	\$ 651,827	\$ 651,827	\$ 651,827	\$ 651,827	\$ 651,827	\$ 3,259,135
5339 FTA BUS & BUS FACILITIES INFRASTRUCTURE	\$ 2,000,000	\$ 2,000,000	\$ 2,000,000	\$ 2,000,000	\$ 2,000,000	\$ 10,000,000
<b>Federal Subtotal</b>	<b>\$ 153,447,058</b>	<b>\$ 198,264,770</b>	<b>\$ 84,839,696</b>	<b>\$ 77,027,950</b>	<b>\$ 72,494,876</b>	<b>\$ 586,074,350</b>

**Total Programmed by Funding Code**

<b>Fund Code / Name</b>		<b>2027</b>	<b>2028</b>	<b>2029</b>	<b>2030</b>	<b>2031</b>	<b>Total</b>
<b>State</b>							
BNDS	BOND - STATE	\$ 14,900,000	\$ 22,600,000	\$ -	\$ -	\$ -	\$ 37,500,000
BNIR	INTRASTATE R/W & BRIDGE BONDS	\$ -	\$ 2,464,905	\$ -	\$ -	\$ -	\$ 2,464,905
BRAS	ANCILLARY STRUCTURES	\$ 102,300	\$ 2,993,713	\$ -	\$ -	\$ -	\$ 3,096,013
BRRP	STATE BRIDGE REPAIR & REHAB	\$ -	\$ 8,945,929	\$ 13,714,245	\$ -	\$ -	\$ 22,660,174
CIGP	COUNTY INCENTIVE GRANT PROGRAM	\$ -	\$ 7,000,000	\$ 400,000	\$ 2,600,000	\$ 3,400,000	\$ 13,400,000
D	UNRESTRICTED STATE PRIMARY	\$ 18,983,061	\$ 22,858,309	\$ 24,064,105	\$ 22,695,547	\$ 20,421,153	\$ 109,022,175
DDR	DISTRICT DEDICATED REVENUE	\$ 32,648,725	\$ 52,412,943	\$ 122,569,076	\$ 63,770,194	\$ 59,616,586	\$ 331,017,524
DI	ST. - S/W INTER/INTRASTATE HWY	\$ 18,241,851	\$ 200,000	\$ -	\$ 2,506,155	\$ 665,014	\$ 21,613,020
DIH	STATE IN-HOUSE PRODUCT SUPPORT	\$ 2,006,597	\$ 1,494,126	\$ 996,709	\$ 1,355,144	\$ 534,870	\$ 6,387,446
DIOH	STATE 100% - INDIRECT/OVERHEAD	\$ 9,172,513	\$ 12,877,660	\$ 9,587,768	\$ 6,360,632	\$ 5,712,421	\$ 43,710,994
DIS	STRATEGIC INTERMODAL SYSTEM	\$ 1,765,178	\$ -	\$ -	\$ -	\$ -	\$ 1,765,178
DITS	STATEWIDE ITS - STATE 100%.	\$ 3,060,103	\$ -	\$ -	\$ -	\$ -	\$ 3,060,103
DPTO	STATE - PTO	\$ 20,134,114	\$ 6,676,369	\$ 22,943,063	\$ 7,958,369	\$ 458,369	\$ 58,170,284
DS	STATE PRIMARY HIGHWAYS & PTO	\$ 1,733,593	\$ 8,975,142	\$ 29,851,609	\$ 1,791,201	\$ 850,000	\$ 43,201,545
DSBD	I-95 EXPRESS LANES	\$ 2,091,902	\$ 961,729	\$ -	\$ -	\$ -	\$ 3,053,631
DSPC	SERVICE PATROL CONTRACT	\$ 2,377,240	\$ 1,115,531	\$ 2,288,478	\$ 1,952,850	\$ -	\$ 7,734,099
FC5	OPEN GRADE FRICTION COURSE FC5	\$ 4,456,919	\$ -	\$ -	\$ -	\$ -	\$ 4,456,919
GMR	GROWTH MANAGEMENT FOR SIS	\$ 10,748,249	\$ -	\$ 2,932,270	\$ -	\$ -	\$ 13,680,519
PORT	SEAPORTS	\$ 2,000,000	\$ -	\$ -	\$ -	\$ -	\$ 2,000,000
SCRC	SMALL COUNTY OUTREACH PROGRAM - RURAL	\$ 637,800	\$ -	\$ -	\$ -	\$ -	\$ 637,800
SIWR	2015 SB2514A-STRATEGIC INT SYS	\$ 386,573	\$ -	\$ -	\$ -	\$ -	\$ 386,573
TDTF	TRANS DISADV - TRUST FUND	\$ 3,535,152	\$ 3,535,152	\$ 3,535,152	\$ 3,535,152	\$ 3,535,152	\$ 17,675,760
TRIP	TRANS REGIONAL INCENTIVE PROGM	\$ 2,330,000	\$ 399,999	\$ 4,617,506	\$ 2,726,080	\$ -	\$ 10,073,585
TRWR	TRIP, WHEELS ON THE ROAD (2015 SB2514A)	\$ -	\$ 72,254	\$ 2,748,115	\$ 1,128,000	\$ -	\$ 3,948,369
<b>State Subtotal</b>		<b>\$ 151,311,870</b>	<b>\$ 155,583,761</b>	<b>\$ 240,248,096</b>	<b>\$ 118,379,324</b>	<b>\$ 95,193,565</b>	<b>\$ 760,716,616</b>

**Total Programmed by Funding Code**

<b>Fund Code / Name</b>	<b>2027</b>	<b>2028</b>	<b>2029</b>	<b>2030</b>	<b>2031</b>	<b>Total</b>
<b>Turnpike</b>						
PKBD TURNPIKE MASTER BOND FUND	\$ 303,911,666	\$ 281,176,729	\$ 494,585,981	\$ -	\$ 199,178,287	\$ 1,278,852,663
PKLF LOCAL SUPPORT FOR TURNPIKE	\$ 12,913,950	\$ -	\$ -	\$ -	\$ -	\$ 12,913,950
PKOH TURNPIKE INDIRECT COSTS	\$ 8,095,746	\$ 7,411,702	\$ 14,104,276	\$ 174,030	\$ 4,878,810	\$ 34,664,564
PKYI TURNPIKE IMPROVEMENT	\$ 14,882,992	\$ 22,522,209	\$ 83,414,916	\$ 7,104,411	\$ 739,780	\$ 128,664,308
PKYO TURNPIKE TOLL COLLECTION/OPER.	\$ 56,057,079	\$ 59,130,067	\$ 56,056,867	\$ 59,130,279	\$ -	\$ 230,374,292
T004 MIAMI-DADE EXPRESSWAY AUTH.	\$ 10,457	\$ -	\$ -	\$ -	\$ -	\$ 10,457
TOBD I-95 EXPRESS LANES	\$ 599,799	\$ 2,375,068	\$ 400,889	\$ 3,725,321	\$ 692,003	\$ 7,793,080
<b>Turnpike Subtotal</b>	<b>\$ 396,471,689</b>	<b>\$ 372,615,775</b>	<b>\$ 648,562,929</b>	<b>\$ 70,134,041</b>	<b>\$ 205,488,880</b>	<b>\$ 1,693,273,314</b>
<b>Local</b>						
ADR ADVERTISING REVENUE	\$ 736,000	\$ 736,000	\$ 736,000	\$ 736,000	\$ 736,000	\$ 3,680,000
ADV AD-VALOREM	\$ 80,104,740	\$ 80,104,740	\$ 80,104,740	\$ 80,104,740	\$ 80,104,740	\$ 400,523,700
B BOND	\$ 5,900,000	\$ -	\$ -	\$ -	\$ -	\$ 5,900,000
BOCA BOCA RATON	\$ 505,000	\$ 505,000	\$ 505,000	\$ 505,000	\$ 505,000	\$ 2,525,000
CENW CENTURY WEST	\$ 350,000	\$ 350,000	\$ 350,000	\$ 350,000	\$ 350,000	\$ 1,750,000
FBR FAREBOX REVENUE	\$ 10,850,400	\$ 10,850,400	\$ 10,850,400	\$ 10,850,400	\$ 10,850,400	\$ 54,252,000
GT LOCAL OPTION GAS TAX	\$ 40,689,000	\$ 34,993,000	\$ 37,082,000	\$ 33,695,000	\$ 33,695,000	\$ 180,154,000
IF IMPACT FEE	\$ 4,106,000	\$ 7,102,000	\$ 2,713,000	\$ -	\$ -	\$ 13,921,000
IST INFRASTRUCTURE SURTAX	\$ 23,530,000	\$ -	\$ -	\$ -	\$ -	\$ 23,530,000
LF LOCAL FUNDS	\$ 38,252,412	\$ 65,583,191	\$ 26,422,215	\$ 12,904,584	\$ 4,851,957	\$ 148,014,359
RTA SFRTA	\$ 666,666	\$ 666,666	\$ 666,666	\$ 666,666	\$ 666,666	\$ 3,333,330
<b>Local Subtotal</b>	<b>\$ 205,690,218</b>	<b>\$ 200,890,997</b>	<b>\$ 159,430,021</b>	<b>\$ 139,812,390</b>	<b>\$ 131,759,763</b>	<b>\$ 837,583,389</b>
<b>Summary</b>						
Federal	\$ 153,447,058	\$ 198,264,770	\$ 84,839,696	\$ 77,027,950	\$ 72,494,876	\$ 586,074,350
State	\$ 151,311,870	\$ 155,583,761	\$ 240,248,096	\$ 118,379,324	\$ 95,193,565	\$ 760,716,616
Turnpike	\$ 396,471,689	\$ 372,615,775	\$ 648,562,929	\$ 70,134,041	\$ 205,488,880	\$ 1,693,273,314
Local	\$ 205,690,218	\$ 200,890,997	\$ 159,430,021	\$ 139,812,390	\$ 131,759,763	\$ 837,583,389
<b>Grand Subtotal</b>	<b>\$ 906,920,835</b>	<b>\$ 927,355,303</b>	<b>\$ 1,133,080,742</b>	<b>\$ 405,353,705</b>	<b>\$ 504,937,084</b>	<b>\$ 3,877,647,669</b>

### Table 1: Major Projects

Projects are predominantly on state roadways and use both federal and state funding. The MPO "oversubscribes" to ensure programming of all available funds. The MPO pursues additional fed/state sources depending on project eligibility.

Shown in \$1,000s

Year - Rank	Applicant/Lead Agency	Location	Description	Proj. No.	Total Cost	< FY 27	FY 27	FY 28	FY 29	FY 30	FY 31	> FY 31	Notes
--	Palm Beach MPO	MPO Planning & Administration as detailed in the UPWP		4393256 4393257 4393258	\$21,538	N/A	PL \$2,558 SU \$1,750	PL \$2,558 SU \$1,750	PL \$2,558 SU \$1,750	PL \$2,558 SU \$1,750	PL \$2,558 SU \$1,750		
04-1	FDOT	SR-7 from 60th St to Northlake Blvd	Construct new 4L road	2296646	\$104,204	\$10,211		RRU \$24	ENV \$473 CST \$85,989	ENV \$2,369 CST \$5,138			
04-2	FDOT	SR-7 from Okeechobee Blvd to 60th St	Widen from 2L to 4L	2296647	\$52,242	\$1,485	RRU \$3	CST \$50,317	CST \$437				
14-1	FDOT/ SFRTA	Passenger Rail Service on FEC	Transit Alternative Analysis to extend commuter rail service onto the FEC corridor from Broward County Line or via the Northwood Crossover; Construct Stations and Rolling Stock	4543451	\$542,100	\$1,350						ALL \$540,750	FEC easement/ access fee and O&M needed for PD&E.
16-1b	FDOT	Atlantic Ave from Florida's Turnpike to Cumberland Dr	Widen from 4L to 6L, including 7' buffered bike lanes and 10' shared-use-paths where feasible	4405754	\$61,903	\$11,183	ROW \$821	ROW \$6,561	CST \$40,613	CST \$2,726			
16-1c	FDOT	Atlantic Ave from Cumberland Dr to Jog Rd	Widen from 4L to 6L, including 7' buffered bike lanes and 10' shared-use-paths where feasible	4405755	\$43,797	\$3,102	ROW \$2,615	ROW \$4,295 RRU \$50	CST \$31,799	CST \$1,936			
17-1	FDOT/ Palm Tran	US-1: Camino Real Rd to Indiantown Rd	or: New enhanced transit service with associated multimodal facilities										
17-1d	WPB/ FDOT	US-1: 25th St to 45th St in West Palm Beach	Reconstruct roadway to include pedestrian and bicycle facilities and safety enhancements	4383866	\$17,827	\$1,146				CST \$15,516	CST \$1,165		
17-1f	FDOT/ N Palm Beach	US 1: Northlake Blvd to Parker Bridge in North Palm Beach	Lane Repurposing from 6L to 4L with shared-use paths, bicycle lanes, landscaping and furnishing zone	4383867	\$12,454				PE \$920			CST \$11,534	Requesting State, SU and TRIP funding.
17-1g	Lake Worth Beach/ FDOT	US-1: Dixie/Federal Junction to Gregory Rd in Lake Worth Beach	Speed Mitigation; Safety Improvements; Pedestrian and Bicycle Improvements; Signalization	4575581	\$8,409						PE \$863	CST \$7,546	MPO request to improve roadway jointly with RRR Project
18-1	MPO & Palm Tran /FDOT	Okeechobee Blvd from SR-7 to US-1; SR-7 from Forest Hill Blvd to Okeechobee Blvd	561 Plan Transit Corridor: New enhanced transit service with associated multimodal facilities										
18-1b	Palm Tran	Okeechobee Blvd from SR-7 to US-1; SR-7 from Forest Hill Blvd to Okeechobee Blvd	Construct enhanced transit shelters within existing ROW	4417584	\$5,900	\$900			CAP \$5,000				
18-1c	MPO/ FDOT	Okeechobee Blvd from SR-7 to US-1; SR-7 from Forest Hill Blvd to Okeechobee Blvd	FDOT feasibility study based on MPO planning study recommendations	4513801	\$1,950	\$550	SU \$1,400						
18-2	MPO/ FDOT/FPL	SR-80 from SR-15 to CR-880	Add street lighting and guardrails	4417561 4535581	\$21,243	\$16,791	RRU \$15 CST \$4,437						Under Construction. In phases.

Funding: State Federal Federal/State Federal - Transportation Alternatives (TA)

Change: New/Advance Cost change \$2M & 20% Delay

**Table 1: Major Projects**

Projects are predominantly on state roadways and use both federal and state funding. The MPO "oversubscribes" to ensure programming of all available funds. The MPO pursues additional fed/state sources depending on project eligibility.

Shown in \$1,000s

Year - Rank	Applicant/Lead Agency	Location	Description	Proj. No.	Total Cost	< FY 27	FY 27	FY 28	FY 29	FY 30	FY 31	> FY 31	Notes
18-3	MPO/ FDOT	SR-80 Bypass/US-27 Connector from US-27 to SR-715	Construct new 2-lane road or reconstruct existing roadway	4417571 4417572	\$52,181	\$263				PDE \$1,000	PDE \$3,000	PE \$4,313 ROW \$5,000 CST \$38,605	Alternative Corridor Evaluation (ACE) underway. Long range cost estimates subject to change.
19-1	MPO & Palm Tran/ FDOT	Lake Worth Rd from SR-7 to US-1; SR-7 from Lake Worth Rd to Forest Hill Blvd	561 Plan Transit Corridor: New enhanced transit service with associated multimodal facilities										
20-1	Boca Raton/ FDOT	Federal Hwy at Spanish River Blvd	Convert EB to SB right turn only to right/through with bike lane and mast arm conversion	4482641	\$5,020	\$308	PE \$21 ROW \$406	ROW \$1,095			CST \$3,189		
20-2 & 20-4	Palm Beach County & Boca Raton/ FDOT	Atlantic Ave at Military Trl; Belvedere at Military Trl	Replace span wire traffic signals with mast arms and steel strain pole span wires and upgrade supporting infrastructure. Upgrade ITS, lighting, ped signal & dection, curb ramps, and sidewalks to meet ADA.	4479441	\$4,693	\$566					CST \$4,127		Reorganized with other signal projects.
		US 1 at Silver Beach Rd; Military Trl at Investment Ln; Okeechobee & Lakeview Ave at Quadrille Blvd		4480731	\$24,802	\$790	PE \$21					ROW \$3,622 CST \$20,369	Reorganized with other signal projects.
		US-1 at 13th Ave N, 7th Ave n, 10th Ave N, SE 1st St; Boynton Beach Blvd at Hagen Ranch Rd, Military Trl, Congress Ave, Seacrest Blvd, US-1; Atlantic Ave at Hamlet Dr; A1A at Lake Ave		4481071	\$22,733	\$1,486						ROW \$5,788 CST \$15,459	Reorganized with other signal projects. ROW & CST subject to reprogramming.
20-3	Boca Raton/ FDOT	Glades Rd/SR-808 at Town Center Blvd; I-95 NB off ramp at W Palmetto Park Rd; I-95 SB off ramp at Palmetto Park Rd; US-1 at Royal Palm Way; US-1 at Hidden Valley Blvd	Replace span wire traffic signals with mast arms and upgrade supporting infrastructure	4480641	\$8,456	\$719				CST \$5,788			
20-3	Boca Raton/ FDOT	US-1 at Glades Rd, NE 15th Ter, and NE	Replace span wire traffic signals with mast arms and upgrade supporting infrastructure	4481351	\$7,275	\$757	ROW \$149 ROW \$392	ROW \$490	ROW \$161	CST \$5,326			
20-5	Palm Beach County/ FDOT	SR-715 from Hatcher Rd to Paul Rardin Park SR-715 from Airport Rd to SW 14th St	Construct 6' sidewalk on W side of roadway.	4479451	\$3,083	\$476				CST \$2,606		Delayed from FY 29 to FY 30	
21-1	MPO/ FDOT	Forest Hill Blvd from W of Jog Rd to Military Trl	Add roadway lighting on N side and pedestrian lighting, bus bay layover facility, enhanced crosswalks at three signalized intersections, green markings in bicycle conflict zones	4498771	\$7,244	\$670	ENV \$30				CST \$6,544		

Funding: State Federal Federal/State Federal - Transportation Alternatives (TA)

Change: New/Advance Cost change \$2M & 20% Delay

### Table 1: Major Projects

Projects are predominantly on state roadways and use both federal and state funding. The MPO "oversubscribes" to ensure programming of all available funds. The MPO pursues additional fed/state sources depending on project eligibility.

*Shown in \$1,000s*

Year - Rank	Applicant/Lead Agency	Location	Description	Proj. No.	Total Cost	< FY 27	FY 27	FY 28	FY 29	FY 30	FY 31	> FY 31	Notes
21-2	MPO/ FDOT	Congress Ave from Lake Worth Rd to Forest Hill Blvd	Add pedestrian lighting, enhanced crosswalks at six signalized intersections, and bus stop amenities	4498791	\$9,972	\$434	ENV \$30	ROW \$92	ROW \$29		CST \$9,387		
21-3	Boca Raton/ FDOT	SR-A1A at Spanish River Blvd and Camino Real (include w/ FM 4476611); US-1 at Jeffery St, NE 32nd St, NE 20th St, Fire Station #1, NE Mizner Blvd, SE Mizner Blvd, and Camino Real; Yamato Rd at NW 2nd Ave (include w/ FM 447657.1); Glades Rd at NW 2nd Ave and Pinehurst Ln; I-95 NB Ramp at Peninsula Corp Dr; I-95 SB Ramp at Peninsula Corp Dr	Replace span wire traffic signals with mast arms and steel strain pole span wires and upgrade supporting infrastructure	4495531	\$10,269		PE \$495					CST \$5,090	
				4498751			PE \$325			CST \$4,298			
21-6	FDOT	Indiantown Rd at Central Blvd	PD&E to evaluate congestion mitigation alternatives with minimal adverse impacts to pedestrians, bicycles, and local businesses	4499351	\$30,384	\$3,810		PE \$986				ROW \$16,588 CST \$9,000	PD&E Underway. Consider National Highway Performance Program (NHPP) funds.
23-1	MPO/ FDOT	US-1 from Universe Blvd to Indiantown Road	Widen existing sidewalks to shared use paths	TBD	\$10,700							\$10,700	Potential SUN Trail eligibility. Possible Resurfacing project alignment.
23-2	Palm Beach County/ FDOT	Palm Beach County Traffic Signals at a various locations	Flashing Yellow Arrows	4535891	\$3,165		PE \$270				CST \$2,895		
23-3	Palm Beach County/ FDOT	Palm Beach County Traffic Signals at a various locations	Signal Upgrades	4535901	\$7,949		PE \$684				CST \$7,265		
25-1	MPO/FDOT	US 27 Freight / Rail Corridor from NW 138th St in Miami-Dade County to the CSX and SCFX Rail crossing in Martin County.	Feasibility Study for freight and passenger rail.	TBD	\$1,000							PL \$1,000	Request for Feasibility Study in FY 27 using state funds. SEFTC priority.

Funding: ■ State ■ Federal ■ Federal/State ■ Federal - Transportation Alternatives (TA)

Change: ■ New/Advance ■ Cost change \$2M & 20% ■ Delay

### Table 2: Local Initiatives Program

This program is for projects on non-state roadways that are federal-aid eligible. Funding typically comes from the \$23.8 Million/year federal Surface Transportation Block Grant (STBG) program, known locally as SU funds, allocated to the MPO for prioritization. STGB funds allocated to FDOT, known as SA, sometimes supplement the projects.

*Shown in \$1,000s*

Year-Rank	Applicant/Lead Agency	Location	Description	Proj. No.	Total Cost	< FY 27	FY 27	FY 28	FY 29	FY 30	FY 31	> FY 31	Notes
20-2 21-1 22-2	SFRTA	SFRTA - Tri-Rail Service	Purchase passenger rail cars	4481031	\$15,164	\$10,564	CAP \$4,600						
20-3	Lake Worth Beach	South East Coast Street and S. H Street	Reconstruct roadways to one-way pair with 4' designated bike lanes	4483541	\$7,889	\$5	CST \$7,884						
22-3	Palm Beach Gardens	Gardens Parkway from Alternate A1A to Prosperity Farms Road	5' designated bike lane and 8' sidewalk	4508001	\$4,625	\$5	CST \$4,620						
22-4	Palm Tran	Palm Tran electric buses and Palm Tran Maintenance Facility (Electronics Way) charging stations	Purchase 4 electric buses and install electric charging at maintenance facility	4507981	\$5,000				CAP \$5,000				
22-5	Delray Beach	Barwick Rd from Lake Ida Rd to Boynton Beach City Limits	10' shared use path and new sidewalk	4507931	\$3,361	\$5	CST \$3,356						Cost estimate and request for additional funds are pending.
22-6	Palm Tran	Countywide	Bus Stop Improvements	4507971	\$5,000				CAP \$5,000				
22-7	ITID	140th Ave N, Temple Blvd, and Hall Blvd	Seminole Speed Tables	4507951	\$627	\$5					CST \$526		Federal eligibility on hold.
23-1	ITID	140th Ave N, Temple Blvd, and Hall Blvd	Construct 10' shared use pathways and 8' pathways.	4535151	\$5,369							\$4,109	Federal eligibility on hold.
23-3	Boca Raton	Boca Raton Traffic Signals	Traffic Signal Updates and ITS Improvements Phase 1	4535181	\$2,039				PE \$5	CST \$2,034			
23-4	West Palm Beach	7th Street from Australian Ave to Tamarind Blvd	Construct buffered bike lanes and widen sidewalks	4535201	\$1,851				PE \$5	CST \$1,846			
23-6	Palm Beach County	Palm Beach County Traffic Signals	Signal Upgrades	4535261	\$5,293				PE \$5	CST \$5,288			
23-7	Wellington	Wellington Trace from east of Draft Horse Ln to Greenview Shores Blvd	Widen sidewalks and construct roundabout at Primrose Lane	4535191	\$2,988		PE \$5			CST \$2,759			
23-8	Palm Beach County	Palm Beach County Traffic Signals	Flashing Yellow Left & Right Turn Arrow Upgrades	4535171	\$4,693					PE \$5	CST \$2,922		
<b>Cost Summary</b>					<b>\$63,900</b>	<b>\$10,584</b>	<b>\$20,465</b>		<b>\$10,015</b>	<b>\$11,933</b>	<b>\$3,448</b>	<b>\$4,109</b>	

Funding: █ State █ Federal █ Federal/State █ Federal - Transportation Alternatives (TA)

Change: █ New/Advance █ Cost change \$2M & 20% █ Delay

**Table 3: Transportation Alternatives Program**

This program is for non-motorized projects on or off the federal-aid eligible network. Sources of funding are from the approximately \$5.1 Million/year of the federal STBG Transportation Alternatives (TA) set-aside program, known locally as TA, that is allocated to the MPO for prioritization. *Shown in \$1,000s*

Year - Rank	Applicant/Lead Agency	Location	Description	Proj. No.	Total Cost	< FY 27	FY 27	FY 28	FY 29	FY 30	FY 31	> FY 31	Notes
21-3	ITID	Grapeview Blvd from Key Lime Blvd to 60th St and Key Lime Blvd from Hall to M-1 Canal	Construct 10' shared use path and 8' pathway	4490021	\$1,658	\$5					CST \$1,658		Federal eligibility on hold.
22-1	ITID	Hamlin Blvd from Hall Blvd to Grapeview Blvd; Grapeview Blvd from Hamlin Blvd to Citrus Grove Blvd; Citrus Grove Blvd from Hall Blvd to Avocado Blvd	Construct 10' shared use path and expand existing sidewalk to 8'	4507871	\$1,305	\$5					CST \$1,305		Federal eligibility on hold.
23-1	Boca Raton	NW 6th Way from South of NW 38th Drive/Circle to Spanish River Blvd	Construct 10' shared use path and include bicycle and pedestrian intersection upgrades.	4529981	\$1,401	\$5	CST \$1,396						
23-2	Palm Beach County	Camino Real from Spanish River Rd to South Ocean Blvd	Construct 7' buffered bike lanes on both sides of the road and 5 ft sidewalk on the south side	4530021	\$1,367	\$5	CST \$1,362						
23-3	West Palm Beach	Spruce Ave from 36th St to 40th St	Construct designated bike lanes, ADA curb ramps and sidewalks, new crosswalks, traffic calming, and pedestrian scale lighting.	4529991	\$1,583	\$5	CST \$1,578						
23-5	ITID	140th Ave North from Orange St to 61st St North and 61st St North from 140th Ave North to the M-1 Canal	Construct 8' unpaved path	4530001	\$1,004	\$5					CST \$999		Federal eligibility on hold.
24-1	West Palm Beach	Palm St from Lake Ave to US-1/Dixie Hwy	Construct bike lanes and ADA improvements for pedestrian facilities	4548781	\$1,974	\$5		CST \$1,969					
24-2	Boca Raton	NW 2nd Ave from Jeffrey St to Hidden Valley Blvd	Construct two-way bicycle path on east side of the road with bicycle intersection improvements	4548771	\$1,832	\$5		CST \$1,827					
24-3	Palm Beach County/Boca Raton	Camino Real from Dixie Hwy to Federal Hwy	Construct a raised bicycle lane on both sides of the road	4549511	\$1,046	\$5		CST \$1,041					
25-1	Palm Springs	NE 2nd Ave from Lake Worth Rd to Congress Ave	Construct 8' pathways and ADA improvements	4572981	\$2,598		PE \$5		CST \$2,593				
25-2	Palm Beach Gardens	N Military Trl from Garden Lakes Dr to I-95 & from from Winchester Dr to EPBC-3 Canal	Construct 12' shared use path	4572921	\$1,463		PE \$5		CST \$1,458				
25-3	Delray Beach	NE 4th Ave from Swinton Ave to NE 7th St	Traffic calming; sharrow; intersection reconstruction and speed management	4572911	\$1,698		PE \$5		CST \$1,693				
25-4	Palm Beach County	Kirk Rd from 10th Ave N to Canal 9 Rd	Construct 10' shared use path/pathway	4572941	\$1,543		PE \$5		CST \$1,538				
<b>Cost Summary</b>					<b>\$19,324</b>	<b>\$35</b>	<b>\$4,356</b>	<b>\$4,837</b>	<b>\$7,282</b>		<b>\$3,963</b>		

Funding: ■ State ■ Federal ■ Federal/State ■ Federal - Transportation Alternatives (TA)

Change: ■ New/Advance ■ Cost change \$2M & 20% ■ Delay

### Table 4: Shared Use Network (SUN) Trail Program

Projects must be located on the SUN Trail Network. SUN Trail projects are through a competitive state application process that must by FDOT in addition to inclusion on the MPO's List of Priority Projects (LOPP).

*Shown in \$1,000s*

Year	Applicant/ Lead Agency	Location	Description	Proj. No.	Total Cost	<FY 27	TIP FY 2027-2031					Long Range Funding Needs	Notes
							FY 27	FY 28	FY 29	FY 30	FY 31		
2023	Jupiter	US 1 from Indiantown Rd to Village of Tequesta Limits	All project phases to close gap in SUN Trail and East Coast Greenway Network	4545791	\$6,847	\$300						\$6,847	
2023	Boca Raton	A1A from Camino Real to Beach Club Way	Feasibility Study and Design for SUN Trail Connection across the Camino Real Inlet Bridge	TBD	\$3,000							\$3,000	

**Cost Summary**

Funding: ■ State ■ Federal ■ Federal/State ■ Federal - Transportation Alternatives (TA)

Change: ■ New/Advance ■ Cost change \$2M & 20% ■ Delay

**Table 5: Active and Under Construction MPO Priorities**

The table below summarizes projects that are close to construction or are currently under construction. The list includes previously funded MPO Priorities that do not appear in the 5-Year TIP. However, the list may include some projects that still have funding in the TIP. Projects are listed until the project reaches completion.

*Shown in \$1,000s*

Year - Rank	Applicant/ Lead Agency	Location	Description	Proj. No.	Total Cost	Status
<b>Major Projects</b>						
14-3	FDOT	Atlantic Ave from SR-7 to E of Lyons Rd	Widen from 2L to 4L, including buffered 7' bike lanes and 6' sidewalks	2296584	\$41,204	Under Construction. Estimated Completion for Feb 2028
16-1a	FDOT	Atlantic Ave from east of Lyons Rd to Florida's Turnpike	Widen from 4L to 6L, including 7' buffered bike lanes and 10' shared-use-paths where feasible	4405752	\$8,265	Under Construction. Estimated Completion for Feb 2028
17-1a	Palm Tran	US-1: Palmetto Park Rd to Northlake Blvd	Implement Transit Signal Prioritization for entire corridor	4383863	\$2,000	Construction in 2026
17-1b	Palm Tran/ FDOT	US-1: Palmetto Park Rd to Northlake Blvd	Construct 14 enhanced transit shelters within existing ROW	4383864	\$6,500	Anticipated Construction in Jul 2026
17-1c	Boca Raton/ FDOT	US-1: Camino Real to NE 8th St/Mizner Blvd in Boca Raton	Lane Repurposing from 6L to 4L between Camino Real and SE Mizner Blvd; associated multimodal facilities	4383865	\$9,390	Anticipated Construction in 2026
18-1a	Palm Tran	Okeechobee Blvd from SR-7 to US-1; SR-7 from Forest Hill Blvd to Okeechobee Blvd	Implement Transit Signal Prioritization for entire corridor	4417582	\$1,000	Procurement in 2026
18-1c	MPO/ FDOT	Okeechobee Blvd from SR-7 to US-1; SR-7 from Forest Hill Blvd to Okeechobee Blvd	FDOT feasibility study based on MPO planning study recommendations	4513801	\$2,280	Feasibility Study Underway
18-2	MPO/ FDOT/FPL	SR-80 from SR-15 to CR-880	Add street lighting and guardrails	4417561 4535581	\$20,341	Under Construction. Estimated Completion for Summer 2026
21-4	MPO/ FDOT	SR-7 from Glades Rd to Bridgebrook Dr	Modify resurfacing project to add sidewalk on E side and green markings in bicycle conflict zones	4476701	\$12,629	Under Construction Estimated Completion for Aug 2026
17-1e	MPO/ FDOT	US-1: 59th St to Northlake Blvd in Riviera Beach and Lake Park	Reconstruct as 4L, add bike lanes and medians; move barrier wall on bridge to protect bike lanes;-add street lights/ped-scale lights where feasible	4383862	\$14,622	Anticipated Construction in Aug 2025 Estimated Completion for Aug 2027
19-1a	Palm Tran	Lake Worth Rd from SR-7 to US-1; SR-7 from Lake Worth Rd to Forest Hill Blvd	Implement Transit Signal Prioritization	4463361	\$1,000	Procurement in 2026
21-5	MPO/ FDOT	Boynton Beach Blvd from Congress Ave to E of I-95	Modify resurfacing project and interchange capacity project to provide wider sidewalks and buffered bike lanes on both sides of roadway	4358041 4476671	\$94,874	Under Construction Estimated Completion for Jul 2028

**Table 5: Active and Under Construction MPO Priorities**

The table below summarizes projects that are close to construction or are currently under construction. The list includes previously funded MPO Priorities that do not appear in the 5-Year TIP. However, the list may include some projects that still have funding in the TIP. Projects are listed until the project reaches completion.

*Shown in \$1,000s*

Year - Rank	Applicant/ Lead Agency	Location	Description	Proj. No.	Total Cost	Status
<b>Local Initiatives</b>						
14-5	Lake Park/ FDOT	FEC Railroad Crossings Countywide	Install Safety/Quiet Zone infrastructure on FEC corridor	4353432	\$3,506	Under Construction Estimated Completion for Fall 2026
14-6	SFRTA	Tri Rail Northern Layover Facility: CSX tracks E of I-95 in Mangonia Park/WPB	Construct new facility to enhance O&M for existing system and support Jupiter extension	4297671 4537741 2368542	\$59,822	100% Design Plans and Cost Estimates in 2026
15-3	Palm Tran	Various locations along existing Palm Tran bus routes	Construct 30 transit shelters	4383921	\$600	In Design Anticipated Construction in Spring 2027
17-1 & 17-5	West Palm Beach	36th St & bridge from Australian Ave to Poinsettia Ave in West Palm Beach	Construct buffered bike lanes, pedestrian enhancements and bridge	4415701	\$18,244	Under Construction Estimated Completion for 2026
17-2	Delray Beach	Lindell Blvd from Linton Blvd to Federal Hwy/US 1	Construct sidewalks and separated bike lanes	4415331	\$12,143	Under Construction Estimated Completion for Summer 2026
17-4	Palm Tran	Various Palm Tran bus stops	Replace 40 transit shelters	4415711	\$800	In Design Anticipated Construction in 2026
17-6	Delray Beach	Barwick Rd from Atlantic Ave to Lake Ida Rd	Construct sidewalk on east side and shared use path on west side of roadway	4415321	\$10,446	Under Construction. Estimated Completion for Summer 2026
18-2	West Palm Beach	Parker Ave from Forest Hill Blvd to Congress Ave	Install separated bike lanes, pedestrian lighting and street trees.	4443761	\$7,400	Letting in Spring 2026
18-6	Delray Beach	Germantown Rd from Old Germantown Rd to Congress Ave	Construct sidewalks and shared-use paths	4443771	\$6,385	Anticipated Completion in May 2027
19-1	Palm Tran	Palm Tran electric buses and Palm Tran Maintenance Facility (Electronics Way) charging stations	Purchase 3 electric buses and install electric charging at maintenance facility	4460981	\$4,336	Expecting revenue service in 2027; fleet will expand to no more than 25% as funds become available.
19-2	Palm Beach County	Cresthaven Blvd from S Jog Rd to S Military Trl	Construct 7' buffered bike lanes and three intersection modifications	4460861	\$4,603	Anticipated Construction in Spring 2027
19-4	West Palm Beach	25th St from Australian Ave to Broadway Ave	Lane Repurposing from 4 lanes to 3, construct R/R gate enhancements, ADA upgrades, buffered bike lane/ designated bike lane, lighting improvements, sidewalks	4460901	\$7,036	Anticipated Construction in Aug 2026
20-1	Palm Tran	Palm Tran electric buses and Palm Tran Maintenance Facility (Electronics Way) charging stations	Purchase 4 electric buses and install electric charging at maintenance facility	4482951	\$5,000	Expecting revenue service in 2027; fleet to expand to 25% or less as funds become available.
20-4	Wellington	Greenbriar Blvd from Aero Club Drive to Greenview Shored Blvd.	Construct 10' shared-use path on north side of roadway. Upgrade intersections and pedestrian crossings with enhanced visibility and signage.	4482991	\$6,279	Under Construction Estimated Completion for Jun 2027
20-6	Royal Palm Beach	Various Locations - Residential Roads	Construct ADA Improvements - Sidewalks and Curb Ramps	4483051	\$671	Anticipated Construction by end of FY 26
21-2	Palm Beach County	Prosperity Farms from 800' N of Northlake Blvd to Donald Ross Rd	Construct 4' designated bike lanes	4498471	\$5,980	Anticipated Construction in Jul 2026
23-5	SFRTA	SFRTA - Tri-Rail Service	Rolling Stock - New Train	4535271	\$5,000	In Procurement

**Table 5: Active and Under Construction MPO Priorities**

The table below summarizes projects that are close to construction or are currently under construction. The list includes previously funded MPO Priorities that do not appear in the 5-Year TIP. However, the list may include some projects that still have funding in the TIP. Projects are listed until the project reaches completion.

*Shown in \$1,000s*

Year - Rank	Applicant/ Lead Agency	Location	Description	Proj. No.	Total Cost	Status
<b>Transportation Alternatives</b>						
17-1	West Palm Beach	Northmore neighborhood	Construct sidewalks and shared use pathways	4415271	\$1,325	Under Construction Estimated Completion for Aug 2027
19-2	Boynton Beach	SE 1st St from Boynton Beach Blvd to Woolbright Rd	Construct 10' shared use path on western side of roadway	4460781	\$5,500	Under Construction
20-4	Palm Tran	Countywide - 110 bus stops	Install 5' sidewalk connections and ADA bus stop enhancements	4483041	\$281	In Design Anticipated Construction in Spring 2027
21-1	Palm Beach Gardens	Burns Rd from Military Trl to Alt A1A	Construct 9.5' separated two-way bicycle track	4490051	\$1,405	Under Construction Estimated Completion for Nov 2026
21-2	Boca Raton	El Rio Trail from Glades Rd to Yamato Rd	Install lighting	4489991	\$1,274	Anticipated Construction in Spring 2026
21-4	Wellington	C-8 Canal from Forest Hill Blvd to Stribling Way	Construct 10' shared use path	4490061	\$739	Anticipated Construction in July 2026 Estimated Completion for Dec 2026
22-2	Palm Beach Gardens	Fairchild Ave from Fairchild Gardens Ave to Campus Dr	Construct buffered bicycle lanes and 8' pathway on south side of roadway	4508291	\$1,413	Anticipated Construction in May 2026 Estimated Completion for Jan 2027
22-3	West Palm Beach	49th St from Greenwood Ave to North Flagler Drive	Construct ADA curb ramps and sidewalks, traffic calming speed humps and sharrows	4508621	\$2,265	Anticipated Construction for FY 2027
22-4	Royal Palm Beach	Various Locations - Local Roads	Install pedestrian and bicycle network wayfinding signage	4508241	\$879	Anticipated Construction in Summer 2026
22-5	Boca Raton	SW 18th Street from Military Trl to Addison Ave	Construct 10' shared use paths and missing crosswalks and sidewalks	4507841	\$415	Anticipated Construction in FY 2027
	SFRTA	SW 18th Street from Military Trl to Addison Ave	Construct 10' shared use paths and missing crosswalks and sidewalks	4507842	\$1,155	Anticipated Construction in FY 2027

## List of Appendices

**APPENDIX A** - Glossary

Available in Full Document and at [PalmBeachMPO.org/TIP](http://PalmBeachMPO.org/TIP)

**APPENDIX B** - Public Participation and Comments

Available at [PalmBeachMPO.org/TIP](http://PalmBeachMPO.org/TIP)

**APPENDIX C** - Federal Performance Measures

Available at [PalmBeachMPO.org/TIP](http://PalmBeachMPO.org/TIP)

**APPENDIX D** - MPO Priority Projects for FY 27-31

Available at [PalmBeachMPO.org/priorities](http://PalmBeachMPO.org/priorities)

**APPENDIX E** - Draft Tentative Work Program for FY 27-31

Available at <https://www.fdot.gov/topics/fdot-work-program/district-4-wp-public-hearings/district-4-documents>

**APPENDIX F** - Eastern Federal Lands Highway Division FY 26-29 TIP

Available at <https://highways.dot.gov/federal-lands/planning/tip/efl-transportation-improvement-program>

**APPENDIX G** - Annual Listing of Obligated Projects

Made available for prior fiscal year each October.

Available at <https://www.fdot.gov/workprogram/federal/fa-mpo-obligdet.shtm>

**APPENDIX H**

TIP Amendments and Modifications

Available at [PalmBeachMPO.org/TIP](http://PalmBeachMPO.org/TIP)