



PALM BEACH Metropolitan Planning Organization

CITIZENS ADVISORY COMMITTEE (CAC) AGENDA

DATE: **Wednesday, May 6, 2026**
TIME: **1:30 p.m.**
PLACE: **301 Datura Street, West Palm Beach, FL 33401**

Members of the public can [join the meeting](#) in person or virtually. For assistance joining the virtual meeting, please call 561-725-0800 or e-mail info@PalmBeachMPO.org.

1. **REGULAR ITEMS**

- A. Call to Order, Roll Call, and Pledge of Allegiance
- B. Modifications to the Agenda
- C. MOTION TO APPROVE Minutes for March 4, 2026
- D. General Public Comments and Public Comments on Agenda Items

Members of the public are invited to offer general comments and/or comments or questions on specific agenda items as follows:

- A written document, comment and/or question may be submitted at PalmBeachMPO.org/Comment-Form at any time prior to the commencement of the relevant agenda item.
- A verbal comment may be provided by a virtual attendee using the raise hand feature in the Zoom platform.
- A verbal comment may be provided by an in-person attendee submitting a comment card available at the welcome table.

Public comments are limited to 3 minutes or less.

- E. Comments from the Chair and Member Comments
- F. CAC Liaison's Report

2. **ACTION ITEMS**

- A. MOTION TO RECOMMEND ADOPTION of Amendment #1 to the Vision 2050 Long Range Transportation Plan (LRTP)

The LRTP is the MPO's 25-year vision for transportation in Palm Beach County and guides federal and state investment and decision-making towards the MPOs vision. This amendment moves CR-880 roadway reconstruction (LRTP# PAL0052) from the Illustrative List into the Cost Feasible Plan with design and construction funding. The LRTP Amendment summary is attached and can also be viewed at PalmBeachMPO.org/LRTP.

- B. MOTION TO RECOMMEND ADOPTION of Amendment #3 to the Fiscal Year FY 2026-2030 Transportation Improvement Program (TIP)

The TIP is the five-year federal and state funding program for transportation projects in Palm Beach County. This TIP amendment adds design and construction funding to a new project #4580941 CR-880 roadway construction. The TIP Amendment summary is attached and can also be seen in the interactive TIP tool at PalmBeachMPO.org/TIP.

3. **INFORMATION ITEMS**

- A. Draft FY 2027 – 2031 TIP

The Draft FY 2027–2031 TIP was developed in collaboration with the Florida Department of Transportation (FDOT) and local agencies and includes federally and state-funded transportation projects across all modes. The TIP reflects revenue expectations for the next five fiscal years and programs projects by phase, year, and funding source. The TIP Executive Summary is attached; the full document is available at PalmBeachMPO.org/TIP.

- B. Safe Streets and Roads for All (SS4A) and Vision Zero Action Plan (VZAP) Updates

Staff will provide updates on SS4A activities and MPO VZAP progress for FY 2026. An updated project status spreadsheet and VZAP progress report are attached.

4. **ADMINISTRATIVE ITEMS**

- A. Governing Board Summary Points – March 19, 2026
- B. Public Involvement Activity Report (PIAR) – March 2026
- C. FDOT Scheduling Report – May 2026
- D. Next Meeting – June 3, 2026
- E. Adjournment

NOTICE

In accordance with Section 286.0105, *F.S.*, if a person decides to appeal any decision made by the board, agency, or commission with respect to any matter considered at such meeting or hearing, they will need a record of the proceedings, and that, for such purposes, they may need to ensure that a verbatim record of the proceedings is made, which record includes the testimony and evidence upon which the appeal is to be based.

Public participation is solicited without regard to race, color, national origin, age, sex, religion, disability or family status. Persons who require special accommodations under the Americans with Disabilities Act or persons who require translation services for a meeting (free of charge) should contact Carly Diglio at 561-725-0813 or CDiglio@PalmBeachMPO.org at least five (5) business days in advance. Hearing impaired individuals are requested to telephone the Florida Relay System at #711.

Se solicita La participación del público, sin importar la raza, color, nacionalidad, edad, sexo, religión, incapacidad o estado familiar. Personas que requieran facilidades especiales bajo el Acta de Americanos con Discapacidad (Americans with Disabilities Act) o personas que requieren servicios de traducción (sin cargo alguno) deben contactar a Carly Diglio al teléfono 561-725-0813 o CDiglio@PalmBeachMPO.org por lo menos cinco días antes de la reunión. Si tiene problemas de audición, llamar al teléfono 711.

CHAIR

James Garvin

Nominated by the City of Palm Beach Gardens

VACANT

Nominated by the City of Belle Glade

Uyen Dang

Nominated by the City of Boca Raton

VACANT

Nominated by the City of Boca Raton

Lily-Charlotte Landstrom

Nominated by the City of Boynton Beach

Aquannette Tyson Thomas

Nominated by the City of Greenacres

Kate Layton

Nominated by the Town of Jupiter

Phil Lewin

Nominated by the City of Lake Worth Beach

Aileen Hernandez

Nominated by the Village of Palm Springs

Greg Fagan

Nominated by Palm Beach County – District 1

Paula Ryan

Nominated by Palm Beach County – District 2

VICE CHAIR

Albert Richwagen

Nominated by the City of Delray Beach

Sherryl Muriente

Nominated by Palm Beach County – District 3

Jim Knight

Nominated by Palm Beach County – District 4

Lauren Steif

Nominated by Palm Beach County – District 6

Tay Gaines

Nominated by Port of Palm Beach

Alexander Freeman

Nominated by the City of Riviera Beach

James Lafferty

Nominated by the Village of Royal Palm Beach

Vijay Mishra

Nominated by the Village of Wellington

Michael Cuevas

Nominated by the City of West Palm Beach

Dana Herst

Nominated by the City of West Palm Beach



**OFFICIAL MEETING MINUTES OF THE
CITIZEN'S ADVISORY COMMITTEE (CAC)**

Wednesday, March 4, 2026

301 Datura Street, West Palm Beach, FL 33401
Meetings were also conducted virtually via Zoom.

*These minutes are a summary of the meeting events and may not reflect all the discussion that occurred.
PDF versions of the agenda, backup material and presentations as well as audio recordings are available for review at
PalmBeachMPO.org/CAC*

1. REGULAR ITEMS

1.A. Call to Order, Roll Call and Pledge of Allegiance

CHAIR GARVIN called the meeting to order at 1:35 p.m.

The Recording Secretary called the roll. A quorum was not present in-person as shown in the table below.

Member	Roll Call	Member	Roll Call	Member	Roll Call
Lily-Charlotte Landstrom	P	Lauren Steif	P	Albert Richwagen	A
Aquanette Tyson Thomas	A	Sherryl Muriente	A	Uyen Dang	P
Kate Layton	P	Vijay Mishra	P	West Palm Beach-VACANT	-
James Garvin	P	Michael Cuevas	A	Palm Springs-VACANT	-
Tay Gaines	A	Alexander Freeman	A	Boca Raton- VACANT	-
Paula Ryan	A	James Lafferty	P	Belle Glade – VACANT	-
Jim Knight	A	Greg Fagan	A	Lake Worth Beach-VACANT	-

A = Absent P = Present

1.B. Modifications to the Agenda

Information items were presented first due to the absence of a quorum.

MOTION to approve modification made by Vijay Mishra seconded by Uyen Dang and carried unanimously 7-0 as depicted in the table below.

Member	Vote	Member	Vote	Member	Vote
Lily-Charlotte Landstrom	Y	Lauren Steif	Y	Albert Richwagen	A
Aquanette Tyson Thomas	A	Sherryl Muriente	A	Uyen Dang	Y
Kate Layton	Y	Vijay Mishra	Y	West Palm Beach-VACANT	-
James Garvin	Y	Michael Cuevas	A	Palm Springs-VACANT	-
Tay Gaines	A	Alexander Freeman	A	Boca Raton- VACANT	-
Paula Ryan	A	James Lafferty	Y	Belle Glade – VACANT	-
Jim Knight	A	Greg Fagan	A	Lake Worth Beach- VACANT	-

1.C. APPROVED Minutes for February 4, 2026

MOTION to approve minutes made by Lauren Steif seconded by Uyen Dang and carried unanimously 7-0 as depicted in the table below.

Member	Vote	Member	Vote	Member	Vote
Lily-Charlotte Landstrom	Y	Lauren Steif	Y	Albert Richwagen	A
Aquanette Tyson Thomas	A	Sherryl Muriente	A	Uyen Dang	Y
Kate Layton	Y	Vijay Mishra	Y	West Palm Beach-VACANT	-
James Garvin	Y	Michael Cuevas	A	Palm Springs-VACANT	-
Tay Gaines	A	Alexander Freeman	A	Boca Raton- VACANT	-
Paula Ryan	A	James Lafferty	Y	Belle Glade – VACANT	-
Jim Knight	A	Greg Fagan	A	Lake Worth Beach- VACANT	-

Y = Yes, N = No, A = Absent, ABST = Abstain

1.D. General Public Comments and Public Comments on Agenda Items

There were no public comments.

1.E. Comments from the Chair and Member Comments

CHAIR GARVIN introduced Dana Herst as the new City of West Palm Beach Representative.

1.F. CAC Liaison’s Report

MATTHEW MASA, Senior Transportation Planner, reviewed key items from the Liaison’s Report. The full report can be viewed at PalmBeachMPO.org/CAC.

There were no public comments on this item.

UYEN DANG noted the upcoming helmet fitting training event and suggested attendees participate.

3. INFORMATION ITEMS

3.A. Pedestrian, Bicycle, and Micromobility Safety Study

Nathan George, Senior Multimodal Planner, provided a presentation of this item.

There were no public comments on this item.

DANA HERST shared concerns regarding e-bike safety and the mobility safety study.

VIJAY MISHRA inquired about the next steps following data collection and whether there is a process to track actions taken. He also noted a lack of representation from the western county.

LILLY CHARLOTTE LANDSTROM asked whether the remaining ten candidates, not selected from the Top 20, are still reviewed even if they are not included in the final Top 10.

3.B. Transit-Oriented Communities Framework Study

Brian Ruscher, Deputy Director of Multimodal, provided a presentation on this item.

There were no public comments on this item.

VIJAY MISHRA proposed a Density Incentive Program.

LILY-CHARLOTTE LANDSTROM asked if there is a plan to tailor these transit and mobility hubs and noted that Boynton Beach is lacking a transit-on-demand program.

DANA HURST shared her perspective on the broader countywide picture, noting a lack of connectivity between the southern and northern regions. She also discussed the potential to expand the circuit and develop smaller hub locations.

LAUREN STEIF asked whether staff envisions land use development along Lake Worth Road and Boynton Beach Boulevard. She also inquired how far west the framework is expected to extend, including whether it would reach areas such as the Town Center (TOC) near the Wellington Mall and in relation to the new K-Park development.

2. ACTION ITEMS

2.A. MOTION TO RECOMMEND ADOPTION of Fiscal Year (FY) 2027-2028 Unified Planning Work Program (UPWP)

Andrew Uhler, Deputy Director of Programs, presented this item.

There were no public comments on this item.

Vijay Mishra recommended using different colors in the graph presented to improve visibility.

Due to the lack of a quorum, no formal action was taken, however, members in attendance expressed general agreement regarding the adoption of Fiscal Year 2027-2028 Unified Planning Work Program (UPWP).

4. ADMINISTRATIVE ITEMS

4.A. Governing Board Summary Points – February 19, 2026

4.B Public Involvement Activity Report (PIAR) – January 2026

4.C. FDOT Scheduling Report – March 2026

4.D. Next Meeting –May 6, 2026

4.E. Adjournment

The meeting was adjourned at 2:43 p.m.

This signature is to attest that the undersigned is the Chair, or a designated nominee of the Citizen's Advisory Committee and that information provided herein is the true and correct Minutes for the March 4, 2026, meeting of the Citizen's Advisory Committee, dated this 6th day of May 2026.

James Garvin
CAC Chair

EXHIBIT A
CAC Member Attendance Record

MEMBER Nominated by	Apr '25	May '25	Jun '25	Jul '25	Aug '25	Sep '25	Oct '25	Nov '25	Dec '25	Jan '26	Feb '26	Mar '26
CHAIR JAMES GARVIN City of Palm Beach Gardens	No Meeting Held – Scheduled Break	P	P	P	No Meeting Held – Scheduled Break	P	P	No Meeting Held – Scheduled Break	P	No Meeting Held – Scheduled Break	P	P
VICE CHAIR ALBERT RICHWAGEN City of Delray Beach		E	P	E		P	P		P		A	
VACANT City of Belle Glade		-	-	-		-	-		-		-	
VACANT City of Boca Raton		A	A	A		-	-		-		-	
LILY-CHARLOTTE LANDSTROM City of Boynton Beach		E	A	P		P	P		P		P	
AQUANETTE TYSON THOMAS City of Greenacres		P	E	E		P	P		E		E	
KATE LAYTON Town of Jupiter		E	P	P		P	P		P		P	
VACANT City of Lake Worth Beach		-	-	-		-	-		-		-	
UYEN DANG City of Boca Raton		P	E	P		P	A		E		P	
Aileen Hernandez Village of Palm Springs		P	P	P		-	-		-		A	
GREG FAGAN Palm Beach County – District 1		P	P	P		P	P		P		E	
PAULA RYAN Palm Beach County – District 2		P	E	E		E	E		A		E	
JIM KNIGHT Palm Beach County – District 4		P	P	P		P	E		P		A	
LAUREN STEIF Palm Beach County – District 6		-	*P	P		E	P		P		P	
SHERRYL MURIENTE Palm Beach County – District 3		P	E	E		P	P		P		A	
TAY GAINES Port of Palm Beach		P	P	P		P	E		E		A	
ALEXANDER FREEMAN City of Riviera Beach		A	P	P		A	P		A		A	
JAMES LAFFERTY Village of Royal Palm Beach		-	*P	P		P	P		P		P	
VIJAY MISHRA Village of Wellington	P	P	P	E	E	P	P					
MICHAEL CUEVAS City of West Palm Beach	-	*P	A	P	P	A	A					
DANA HERST City of West Palm Beach	P	P	P	P	P	E	-					

P = Member Present E = Excused Absence A = Unexcused Absence
 *New Appointment - = Member not assigned **Nominated Prior to current Operating Procedures

EXHIBIT A
(Continued)

OTHERS PRESENT

Victoria Williams
Brian Ruscher
Carly Diglio
Ruth Del Pino

REPRESENTING

FDOT
Palm Beach MPO
Palm Beach MPO
Palm Beach MPO

VISION 2050

LONG RANGE TRANSPORTATION PLAN



Draft Amendment #1 for Adoption May 21, 2026
Add new project to Cost Feasible Plan: CR-880

COST FEASIBLE PLAN & MPO PRIORITIES

Vision 2050 is required to include a financial plan that establishes “Cost Feasible” transportation priorities, or those projects that can reasonably be expected to be completed based on available revenues through the horizon year of 2050. This Cost Feasible Plan reflects the MPO’s priorities for expenditures of Federal and State funds in Palm Beach County.

Additional transportation priorities that are supported by the MPO but cannot be completed based on available financial resources may be included for “Illustrative” purposes. These projects may require additional planning by local partners or the MPO to become eligible for funding. Those that are fully planned and supported may require discretionary funding to advance to implementation.

Although the LRTP is primarily focused on the planning and prioritization of federal and state dollars, the financial section also documents local government investments, to the degree that information is made available to the MPO. These are reported to provide the full cost of transportation within Palm Beach County, including local government investments.

Programming Time Bands

The Cost Feasible Plan programs available funding over the following programming time bands:

- ▶ FY 25-29 (the MPO’s currently adopted Transportation Improvement Program (TIP))
- ▶ FY 30-35
- ▶ FY 36-40
- ▶ FY 41-50

The first five years of the LRTP are consistent with the MPO’s TIP. Projects in the TIP are moving through implementation and may experience more refined project cost estimates. Changes to phases and costs are periodically updated in the LRTP.

Projects are sorted into time bands based on MPO priority, funding availability, and feasibility. However, priorities and production schedules are continuously shifting, and it is not uncommon for project phases to shift year to year. These changes will be captured in amendments or modifications to the tables.

Programming Phases

Project Development & Environmental ¹ (PDE)	Preliminary Engineering (PE)	Right-of-Way (ROW)	Construction (CST)	Operations (OPS) ²
Environmental and engineering review process to determine a preferred design	Detailed design of a project	The acquisition of property, if required	Full construction of a project, or for the purchase of capital (i.e. transit vehicles)	The required annual commitment to operations

¹For the purposes of the Cost Feasible Plan, funding may show under the PDE phase although it may just be a high-level planning study.

²This is for informational purposes to provide an understanding of ongoing operations costs.

Fiscally Constrained Plan

The Fiscally Constrained Plan is categorized into the following sections:

MPO Supported Projects – supported by the MPO for federal and state funding

MPO Priorities – projects directly prioritized using MPO attributable federal and state funding.

Strategic Intermodal System (SIS) – MPO support projects prioritized by FDOT and Florida Turnpike using federal, state, and Turnpike funding. These projects originate out of and are consistent with the SIS Plan.

Illustrative Projects – MPO supported projects that are not “Cost Feasible.” These are projects that align with MPO Goals and Objectives but may not have cost estimates, may not have available funding for implementation, and may not have funding for ongoing operations and maintenance. These projects have the support of the MPO to pursue federal and state discretionary grants.

Seaport and Airport Projects – specific projects carried out by Seaport and Airport partner agencies. Projects may or may not have a full cost estimate. These projects have the support of the MPO to pursue federal and state discretionary grants.

Maintenance Projects – this list includes a generalized total cost for ongoing operations and maintenance of the transportation system with federal and state funds, but also includes specific line items for larger-scale maintenance projects. These projects have the support of the MPO to pursue federal and state discretionary grants.

Other Local Projects Submitted during the Call for Projects (Appendix K) – projects submitted through partner agencies or identified in other plans that are provided for reference but are not formally supported by the MPO for federal and state funding. However, these projects may be administered and funded with local funding.

If a local project seeks federal or state funding, the project will need to be amended into one of the MPO Support Projects lists.

COST FEASIBLE MPO TABLE SUMMARY (IN THOUSANDS)

	FY 25-29	FY 30-35	FY 36-40	FY 41-50	Total	Unfunded (includes illustrative)
MPO Revenues	\$434,499	\$244,230	\$208,080	\$418,770	\$1,305,579	
MPO Prioritized Expenditures	\$410,062	\$162,333	\$148,734	\$298,030	\$1,019,158	\$5,178,304
TA Set- Aside	\$24,437	\$33,674	\$28,080	\$5,616	\$91,807	
Balance		\$48,223	\$31,266	\$115,124	\$194,614	

COST FEASIBLE SIS TABLE SUMMARY (IN THOUSANDS)

	FY 25-29	FY 30-35	FY 36-40	FY 41-50	Total	Unfunded (includes illustrative)
FDOT Expenditures	\$433,384	\$282,509	\$286,143	\$2,847,432	\$3,849,468	\$10,055,690
Turnpike Expenditures	\$470,241	\$745,041	\$-	\$-	\$3,886,305	\$4,007

STATE PRIORITIES/STRATEGIC INTERMODAL SYSTEM - COST FEASIBLE

Project Name	LRTP#	FM#	Description	Present Day Costs (FY24) [in thousands]						FY 25-29				FY 30-35				FY 36-40				FY 41-50				CF Total	Unfunded	
				PDE	PE	ROW	CST	Total	O&M	Previous	PDE	PE	ROW	CST	PDE	PE	ROW	CST	PDE	PE	ROW	CST	PDE	PE	ROW			CST
Beeline Hwy (SR 710) Lane Addition from Blue Heron Blvd to Northlake Blvd	2045-SIS002	4192511	Road Capacity - Lane Addition: 4L to 6L		\$2,022	\$1,445	\$119,775	\$123,242		\$178,346		\$1	\$4	\$2,710													\$2,715	
CR 880 from MLK Jr Blvd to SR 80	PAL0052	4580941	Road reconstruction, including stabilization of the road base and resurfacing		\$2,628		\$34,228					\$2,628		\$34,228													\$36,857	
I 95 Interchange Modification @ 10th Ave North	2045-SIS003	4127331	Road Capacity - Interchange Reconstruction: Diverging Diamond		\$2,650	\$6,246	\$23,142	\$32,038		\$2,474		\$539	\$1,000					\$11,514									\$13,053	
I 95 Interchange Modification @ 45th St	2045-SIS004	4365191	Road Capacity - Interchange Reconstruction: Tight Diamond		\$44	\$2,488		\$2,532		\$4,584		\$44	\$1,837	\$21,779													\$23,660	
I 95 Interchange Modification @ 6th Ave South	2045-SIS005	4369631	Road Capacity - Interchange Reconstruction: Lane Addition			\$5,761	\$11,251	\$17,012		\$29,424			\$71	\$360													\$431	
I 95 Interchange Modification @ Belvedere Rd	FDOT0099	4427841	Road Capacity - Interchange Modification		\$3,630	\$6,348	\$40,726	\$50,704								\$4,828	\$8,443					\$65,569					\$78,840	
I 95 Interchange Modification @ Boynton Beach Blvd	FDOT0133	4358041	Road Capacity - Interchange Modification																									
I 95 Interchange Modification @ Central Blvd	2045-SIS008	4132651	Road Capacity - Interchange Reconstruction: Tight Diamond		\$4,475	\$9,081	\$63,038	\$76,594		\$10,821		\$6	\$5,049					\$116,403									\$121,458	
I 95 Interchange Modification @ Gateway Blvd	2045-SIS009	2319321	Road Capacity - Interchange Reconstruction: Single Point		\$6,946	\$4,000	\$112,143	\$19,132		\$15,550		\$194	\$13,786	\$126,860													\$140,840	
I 95 Interchange Modification @ Hypoluxo Rd	2045-SIS010	4132571	Road Capacity - Interchange Reconstruction: Diverging Diamond							\$8,448		\$66	\$3,863				\$102,997										\$106,926	
I 95 Interchange Modification @ Lantana Rd	2045-SIS012	4132581	Road Capacity - Interchange Reconstruction: Diverging Diamond		\$51	\$14,134	\$61,279	\$75,464				\$51	\$14,134	\$61,279													\$75,464	
I 95 Interchange Modification @ Linton Blvd	2045-SIS013	4353841	Road Capacity - Interchange Modification: Auxiliary Lanes							\$3,410			\$1,248	\$65													\$1,313	
I 95 Interchange Modification @ Linton Blvd	2045-SIS014	4353842	Road Capacity - Interchange Reconstruction: Diverging Diamond		\$618		\$17,669	\$18,287				\$618						\$26,103									\$26,721	
I 95 Interchange Modification @ Northlake Blvd	2045-SIS015	4358031	Road Capacity - Interchange Modification: Turn Lane Additions							\$6,731		\$39	\$3,966	\$63,470													\$67,475	
I 95 Interchange Modification @ Palm Beach Lakes Blvd	2045-SIS017	4132601	Road Capacity - Interchange Modification: Turn Lane Additions							\$2,068		\$153		\$91													\$244	
I 95 Interchange Modification @ Southern Blvd (SR 80)	2045-SIS019	4355161	Road Capacity - Interchange Resonstruction									\$8,993				\$8,403											\$17,396	
I 95 Interchange Modification @ Woolbright Rd	2045-SIS020	4372791	Road Capacity - Interchange Modification: Turn Lane Additions							\$3,909		\$109	\$241	\$26,815													\$27,165	
I 95 Managed Lanes from 6th Ave S to North of Okeechobee Blvd	FDOT0100	4442022	Road Capacity - Lane Addition: 4L Managed	\$253	\$83,956	\$2,484	\$941,988	\$1,028,681		\$3,519	\$253							\$135,169					\$4,968	\$1,883,976	\$2,024,367			
I 95 Managed Lanes from Indiantown Rd to Martin County Line	FDOT0101	4132522	Road Capacity - Lane Addition: 6L to 8L with Managed Lanes	\$749	\$4,412		\$49,501	\$54,663		\$550	\$749												\$4,412			\$5,161	\$49,501	
I 95 Managed Lanes from Okeechobee Blvd to South of Indiantown Rd	FDOT0102	4442023	Road Capacity - Lane Addition: 4L Managed	\$3,000	\$36,225		\$406,449	\$445,674									\$3,000						\$36,225			\$39,225	\$406,449	
I 95 Managed Lanes from South of Linton Blvd to 6th Ave S	FDOT0103	4442021	Road Capacity - Lane Addition: 4 Managed	\$1,047	\$33,646		\$377,508	\$412,201		\$1,047								\$54,170							\$755,016	\$810,233		
Indiantown Rd (SR 706) WB Auxiliary Lane at Central Blvd	FDOT0134	454564	Add WB auxiliary lane		\$600		\$4,105	\$4,705				\$600		\$4,105													\$4,705	
Southern Blvd (SR 80) Highway Capacity from West of Royal Palm Beach Blvd to I 95	FDOT0106	4451991	Highway Capacity - Multimodal	\$3,000	\$162,000	\$98,677	\$1,817,642	\$2,081,319			11											\$6,000				\$6,000	\$2,078,319	

MPO PRIORITIES - ILLUSTRATIVE PROJECTS

Project Name	LRTP#	FM#	Description	Present Day Costs (FY24) [in thousands]						FY 25-29				FY 30-35				FY 36-40				FY 41-50				Unfunded
				PDE	PE	ROW	CST	Total	O&M	Previous	PDE	PE	ROW	CST	PDE	PE	ROW	CST	PDE	PE	ROW	CST	PDE	PE	ROW	
El Rio Trail Grade Separation at Spanish River Boulevard	BOC0001		Grade Separation - Grade separated pedestrian bridge	\$150	\$900		\$5,850	\$6,900																		\$6,900
I 95 Pedestrian Bridge connecting NW 13th St and the Shops at Boca Center	BOC0021		Grade Separation - Grade Separation: Ped/Bike																							
CR 880 from MLK Jr Blvd to SR 80	PAL0052		Resilience - Reconstruct existing 2-lane roadway					\$168,000																		\$168,000
Tri-Rail Boca Raton Station - Electric Vehicle Charging	SFRTA0014		Resilience - EV Charging Stations				\$945	\$945																		\$945
Tri-Rail Boynton Beach Station - Electric Vehicle Charging	SFRTA0012		Resilience - EV Charging Stations				\$945	\$945																		\$945
Tri-Rail Delray Beach Station - Electric Vehicle Charging	SFRTA0013		Resilience - EV Charging Stations				\$945	\$945																		\$945
Tri-Rail Lake Worth Beach Station - Electric Vehicle Charging	SFRTA0011		Resilience - EV Charging Stations				\$945	\$945																		\$945
Tri-Rail Mangonia Park Station - Electric Vehicle Charging	SFRTA0009		Resilience - EV Charging Stations				\$945	\$945																		\$945
Tri-Rail West Palm Beach Station - Electric Vehicle Charging	SFRTA0010		Resilience - EV Charging Stations				\$945	\$945																		\$945
120th Ave @ Lake Worth Road roundabout	WEL0003		Road Capacity - Construct a 2x1 Roundabout				\$3,000	\$3,000																		\$3,000
Fern St Road Extension from Australian Ave to Tamarind Ave	WPB0005		Complete Streets - Street extension, new RR crosswalks, separated bicycle lanes, trail crosswalks	\$6,262	\$37,573		\$244,227	\$288,063																		\$288,063
Government Center Roads from PGA Blvd to Fairchild Avenue road construction	PBG0004		Road Capacity - 2L Road, sidewalks, bicycle lanes																							
Greenview Shores Blvd Corridor Roundabouts (@ Paddock Drive, Foresteria Ave, & Meadow Ave)	WEL0012		Road Capacity - Corridor intersection analysis, roundabouts																							
Indiantown Rd (SR 706) PD&E Study from Central Blvd to Maplewood Dr	JPT0004		Road Capacity - PDE to relieve congestion																							
Jeffery St Road Extension from 2nd Ave to Federal Hwy	BOC0013		Road Capacity - 2L Road, RR crossing	\$52	\$314		\$1,742	\$2,108																		\$2,108
10th Ave N ITS from Kirk Rd to I 95	FDOT0109		Signals - TSMO		\$437		\$2,840	\$3,277																		\$3,277
45th St ITS from N Congress Ave to Greenwood Ave	FDOT0110		Signals - TSMO		\$318		\$2,068	\$2,386																		\$2,386
Atlantic Ave (PalmTran - Route 81) - TSMO Improvements	PAL0216		Signals - Traffic signals, TSMO		\$2,970		\$19,305	\$22,275																		\$22,275
Atlantic Ave (SR 806) ITS from Congress Ave to Swinton Ave	FDOT0111		Signals - Traffic Signals, TSMO		\$232		\$1,508	\$1,741																		\$1,741



PALM BEACH
Metropolitan Planning
Organization

TRANSPORTATION IMPROVEMENT PROGRAM

FY 2026-2030

Amendment #3
Scheduled for Adoption on
May 21, 2026



*[Click Here to view projects on
the MPO's TIP Review Tool](#)*

PalmBeachMPO.org/TIP
301 Datura Street
West Palm Beach, FL 33401

**FY 2026 – 2030
TRANSPORTATION IMPROVEMENT PROGRAM
PALM BEACH MPO**

Summary Table3

FM# 458094-1 (NEW)

 FDOT TIP Amendment Letter4

 Project Details6

FY 26-30 Full Document (for reference) [Available in Separate Document](#)

Table 1: FY 2026-2030 TIP Amendment #3 Projects

Shown in \$1,000s

Applicant/ Lead Agency	Location	Description	Proj. No.	Total Cost	TIP FY 2026-2030						Add'l Funds Needed	Notes
					< FY 26	FY 26	FY 27	FY 28	FY 29	FY 30		
FDOT	CR-880/E CANAL ST FROM DR MARTIN LUTHER KING JR BLVD E TO SOUTHERN BLVD/US-98/SR-80	Roadway reconstruction, including stabilization of the road base and resurfacing.	4580941	\$36,856	-	-	PE \$2,628	CST \$34,228	-	-	-	New Project

Change: ■ New/Advance ■ Cost change \$2M & 20% ■ Delay



Florida Department of Transportation

RON DESANTIS
GOVERNOR

3400 West Commercial Boulevard
Fort Lauderdale, FL 33309

JARED W. PERDUE, P.E.
SECRETARY

April 24, 2026

Valerie Neilson
Executive Director
Palm Beach Metropolitan Planning Organization
301 Datura Street
West Palm Beach, FL 33401

**SUBJECT: Palm Beach Metropolitan Planning Organization
TIP Amendment Request FY 2025/26 – 2029/30
458094-1 CR-880/EAST CANAL ST FR MLK JR BLVD E TO US-
98/SOUTHERN BLVD**

Dear Ms. Neilson:

Pursuant to *Part IV – Chapter 5: Statewide and Local Transportation Improvement Programs (STIP and TIP) of the Work Program Instructions*, the Florida Department of Transportation (FDOT) requests your processing and approval of the attached amendment to the FY 2025/26 – 2029/30 Transportation Improvement Program. This amendment is required because a new project has been added to the work program and needs to be reflected in the TIP.

This Transportation Improvement Program Amendment should be consistent with the Adopted Long-Range Transportation Plan. The adopted TIP remains financially constrained. A State Transportation Improvement Program (STIP) amendment is required. The TIP amendment is as follows:

PROPOSED	FM#	Project Title		Type of Work		Project Length	
	458094-1	CR-880/EAST CANAL ST FR MLK JR BLVD E TO US-98/SOUTHERN BLVD		PRELIMINARY ENGINEERING		18.673 MI	
	Phase	Fund	FY 2026	FY 2027	FY 2028	FY 2029	FY 2030
	PE	ACNP	0	2,628,400	0	0	0
	CST	ACNP	0	0	7,128,400	0	0
	CST	LF	0	0	27,100,000	0	0
	TOTAL		0	2,628,400	34,228,400	0	0

If you have any questions or need additional information, please contact Marsha Taylor-Long at (954) 777-4401.

Sincerely,

DocuSigned by:
Marsha Taylor-Long
C4960F17BB38437...
Marsha Taylor-Long
Planning Specialist
District Four

The above TIP amendment was authorized to be included in the FY 2025/26-2029/30 Transportation Improvement Program.

MPO Chairman or Designee

Date

Signature

4580941 - CR-880/E CANAL ST FROM DR MARTIN LUTHER KING JR BLVD E TO SOUTHERN BLVD/US-98/SR-80

Type of Work Description Preliminary Engineering	Managed by FDOT	Length 18.673	SIS No	LRTP # PAL0052
-----------------------------------------------------	--------------------	------------------	-----------	-------------------

Project Description
Roadway reconstruction, including stabilization of the road base and resurfacing.

Notes
-

PHASE	FUND SOURCE	PRIOR	FY2026	FY2027	FY2028	FY2029	FY2030	FUTURE	TOTAL
PE	ACNP	\$0	\$0	\$2,628,400	\$0	\$0	\$0	\$0	\$2,628,400
Total PE		\$0	\$0	\$2,628,400	\$0	\$0	\$0	\$0	\$2,628,400
CST	ACNP	\$0	\$0	\$0	\$7,128,400	\$0	\$0	\$0	\$7,128,400
CST	LF	\$0	\$0	\$0	\$27,100,000	\$0	\$0	\$0	\$27,100,000
Total CST		\$0	\$0	\$0	\$34,228,400	\$0	\$0	\$0	\$34,228,400
Total Programmed		\$0	\$0	\$2,628,400	\$34,228,400	\$0	\$0	\$0	\$36,856,800

CURRENT CHANGE REASON	Schedule / Funding / Scope
PROJECT CHANGES	Description changed from "-" to "Roadway reconstruction, including stabilization of the road base and resurfacing." Plan Revision Name changed from "Snapshot - 04/08/2026" to "Amendment #3 - 04/28/2026" SIS changed from "Yes" to "No"



PALM BEACH
Metropolitan Planning
Organization



DRAFT

TRANSPORTATION IMPROVEMENT PROGRAM

FY 2027-2031

Scheduled for Adoption on
June 18, 2026



*[Click Here to view projects on
the MPO's TIP Review Tool](#)*

PalmBeachMPO.org/TIP
301 Datura Street
West Palm Beach, FL 33401

FY 2027 – 2031 TRANSPORTATION IMPROVEMENT PROGRAM PALM BEACH MPO

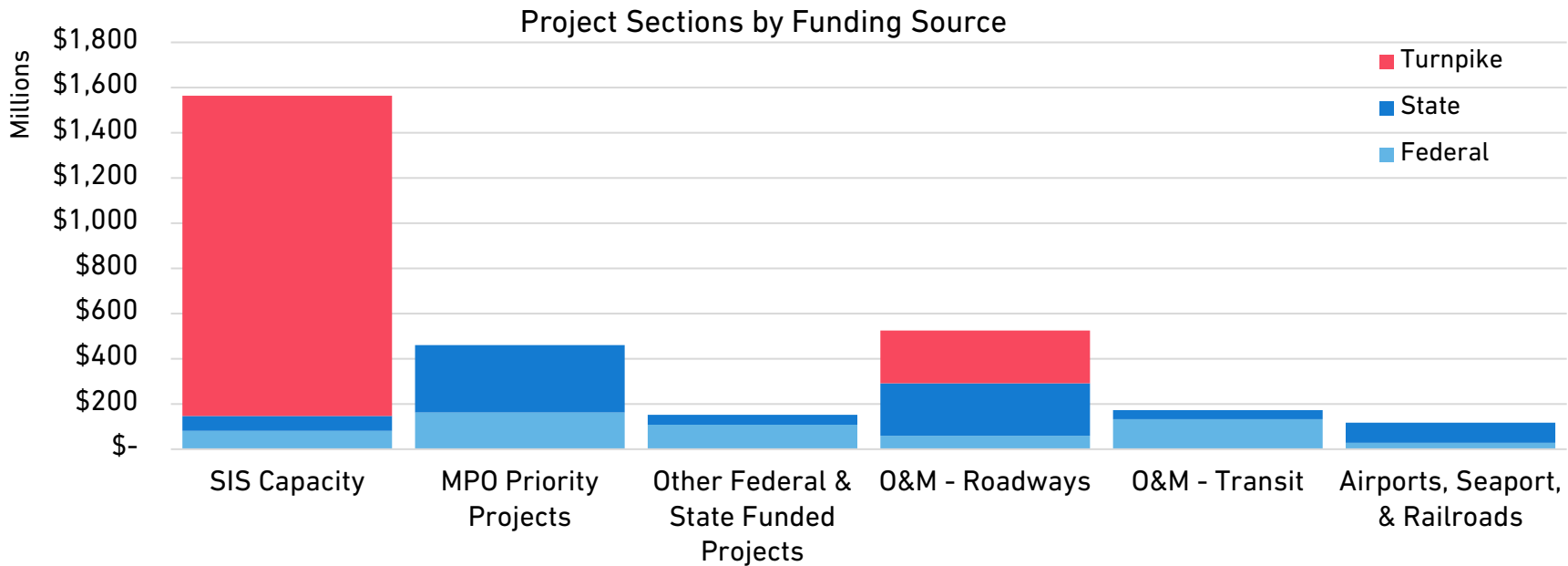
Executive Summary.....	3
Projects Sections in the TIP.....	4
Federal Performance Measures.....	6
Summary of MPO Priority Projects.....	8
Funding Summary.....	8
Project Details	
SIS Capacity.....	21
Major Projects.....	45
Local Initiatives Program.....	63
Transportation Alternatives Program.....	71
Other Federal & State Funded Projects.....	79
O&M Roadways.....	95
O&M Transit.....	139
Airports, Seaports, & Railroads.....	143
Districtwide Projects.....	Available in Separate Document
Locally Funded Projects (Informational).....	Available in Separate Document
Appendices	
A. Glossary.....	PalmBeachMPO.org/TIP
B. Public Participation and Comments.....	PalmBeachMPO.org/TIP
C. Federal Performance Measures.....	PalmBeachMPO.org/TIP
D. MPO Priority Projects List for FY 27-31.....	PalmBeachMPO.org/priorities
E. MPO Draft Tentative Work Program (DTWP) for FY 27-31.....	FDOT DTWP FY 27-31
F. Eastern Federal Lands Highway Division (EFLHD) FY 26-29 TIP.....	FY 26-29 EFLHD TIP
G. Annual Listing of Obligated Projects for FY 25.....	FY 25 FDOT Obligated Projects Report
H. Amendments and Modifications.....	PalmBeachMPO.org/TIP

EXECUTIVE SUMMARY

The Transportation Improvement Program (TIP) is the five-year funding program for transportation projects utilizing federal and state funds in Palm Beach County. The Program covers Fiscal Year 2027 through Fiscal Year 2031 following the federal fiscal calendar beginning October 1st and ending September 30th (i.e. Fiscal Year 2027 addresses the dates of October 1, 2026 to September 30, 2027). Projects utilizing state funds are based on a fiscal year beginning July 1st and ending June 30th.

The TIP is developed through a continuous, cooperative, and comprehensive effort involving the Florida Department of Transportation (FDOT), the Board of County Commissioners, the Port of Palm Beach, and municipalities within the County. The TIP was developed in cooperation with the public transit operators including South Florida Regional Transportation Authority (SFRTA) and Palm Tran. Consultation is also carried out with the Miami-Dade TPO, the Broward MPO, and the Martin County MPO. The document complies with the requirements set forth in Section 134 of Title 23, USC and 23 CFR 450.324.

Funding is identified from federal, state, Turnpike, and local sources. The TIP incorporates FDOT’s Fiscal Year (FY) 27-31 Work Program and generally moves forward the projects in the timeframe from previous TIPs. The TIP also includes local capital improvement plans and operating budgets for informational purposes.

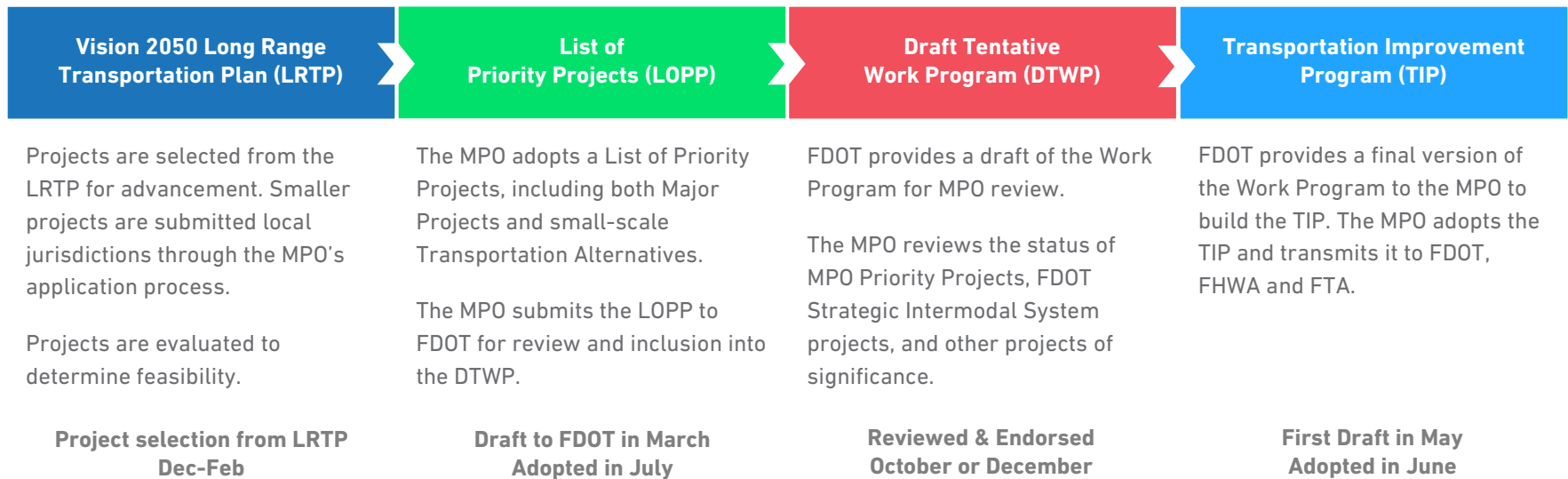


Project Section	# of Projects	5-Year TIP Funding	% of Total Funds
Strategic Intermodal System (SIS) Capacity Capacity projects prioritized by FDOT through the SIS Cost Feasible Plan to support regional mobility	14	\$112,076,680	3.0%
SIS Capacity – Turnpike Capacity projects prioritized by Florida’s Turnpike with Turnpike revenues.	12	\$1,452,227,165	38.5%
Major Projects MPO prioritized highway, transit, and freight projects, predominantly on state roadways based on the Goals, Objectives and Values in the LRTP. Projects are programmed out of the LRTP.	29	\$372,246,263	9.9%
Local Initiatives Program Lower cost, non-regionally significant projects submitted to the MPO by local agencies and prioritized using a project scoring system based on the goals, objectives and values in the LRTP.	15	\$70,843,899	1.9%
Transportation Alternatives Program Active transportation projects submitted to the MPO annually by local agencies and prioritized through the MPO Governing Board.	15	\$22,070,036	0.6%
Other Federal & State Funded Projects Additional projects advanced by agencies other than the MPO with state or federal funding, such as needs-based safety programs or discretionary funding sources.	31	\$216,281,967	5.7%
Operations & Maintenance (O&M) – Roadways Projects to maintain the condition of the transportation infrastructure and the need to operate it efficiently.	103	\$525,768,391	13.9%
Operations & Maintenance (O&M) – Transit Projects by the transit agencies to continue to operate existing services.	7	\$831,720,285	22.1%
Airports / Seaport / Railroads Projects identified by intermodal facility owners and operators.	29	\$168,407,983	4.5%
TOTAL TIP FY 2027-2031	255	\$3,771,642,669	100.00%
<i>Districtwide</i> Projects funded and contracted at the FDOT District 4 level. Projects are approved into the TIP.	363	\$3,613,168,714	
<i>Locally Funded Projects for Informational Purposes</i> Projects from local capital improvement programs or other local work programs using entirely local funding. Projects are provided for informational purposes only.	23	\$106,005,000	

The Project Development Process

The projects in the TIP are required to be consistent with the MPO's Long Range Transportation Plan (LRTP). The MPO's funding programs – Major Projects, Local Initiatives, and Transportation Alternatives - are scored based on the goals of the LRTP and prioritized for inclusion in the TIP. Project selection is made in accordance with the requirements of 23 CFR 450.332.

The adopted LRTP is Cost Feasible; it prioritizes projects based on anticipated available revenue. The LRTP is referenced and seeks consistency with local comprehensive plans to the maximum extent feasible. The MPO adopted a list of Priority Projects from the LRTP in July and transmitted them to FDOT for use in preparing the tentative Work Program – these are included in Appendix D and highlighted in the summary of projects section. FDOT then developed the Draft Tentative Work Program and provided the program of projects for creation of the TIP. The TIP development process is seen in the diagram below.



Public Participation

The public participation process for the Draft FY 2027-2031 TIP is in accordance with the policies and procedures of the MPO's Public Participation Plan. Appendix B provides detailed information on the schedule and outreach opportunities for the public to review the Draft TIP. More information on the MPO's public participation process can be found at PalmBeachMPO.org/PPP

Certification Review

The Palm Beach MPO undergoes a certification review process annually with FDOT and a quadrennial review with Federal Highway Administration (FHWA) and Federal Transit Administration (FTA). The certification review process ensures the MPO is carrying out the metropolitan planning process in adherence with federal and state regulations. The TIP is reviewed during this process. The last joint FHWA and FTA Certification Review was completed on August 31, 2023 and the next review is anticipated to be completed by August 2027. The last Joint State/MPO Certification Review was completed on May 19, 2025.

Federal Performance Measures

Projects and system-wide effectiveness for all modes of transportation are evaluated through Performance Measures, which are inclusive of the Congestion Management Process (CMP). A CMP is a systematic and regionally accepted approach for managing congestion that provides accurate, up-to-date information on transportation system performance and assesses alternative strategies for congestion management that meet MPO needs. The process is integrated into the MPO's performance measures that cover multiple modes of transportation including travel time reliability of people and trucks, transit v. car vehicle commute time, and walk, bike, transit commuter mode splits.

Performance measures connect investment and policy decisions to achieve the goals adopted in the MPO's Long Range Transportation Plan (LRTP). The MPO's aim is to provide measures that use data-driven, quantitative criteria to set and analyze achievable targets. Using a performance-based method ensures the most efficient investment public funds by increasing accountability, transparency, and providing for better investment decisions geared towards specific outcomes. The MPO is required to adopt targets for established federal performance measures based on national goals enacted by Congress in Moving Ahead for Progress in the 21st Century (MAP-21). The MPO's adopted federal performance measures and targets are summarized in the table on the following page. Please refer to Appendix C for more information on the federal performance measures.

Federal Performance Measures and Targets

Category	Performance Measure	MPO Target
Safety	Fatalities	(2026) Zero
	Serious Injuries	Zero
	Rate of Serious Injuries per 100M vehicle miles travelled (VMT)	Zero
	Rate of Fatalities per 100M VMT	Zero
	Nonmotorized Fatalities and Serious Injuries	Zero
System Performance	Percent of reliable person-miles traveled on the Interstate	(2025) ≥ 75%
	Percent of reliable person-miles traveled on the non-Interstate NHS	≥ 60%
	Truck travel time reliability ratio (TTTR) on the Interstate	≤ 2.00
Bridges	Percent of NHS bridges classified as in Good condition by deck area	(2025) ≥ 50%
	Percent of NHS bridges classified as in Poor condition by deck area	≤ 5%
Pavement	Percent of Interstate pavements in Good condition	(2025) ≥ 60%
	Percent of Interstate pavements in Poor condition	≤ 5%
	Percent of non-Interstate NHS pavements in Good condition	≥ 40%
	Percent of non-Interstate NHS pavements in Poor condition	≤ 5%
Transit (Palm Tran) <i>Vehicles</i>	Percent of Vehicles exceeding useful life	(2025)
	Vehicles – Articulated Bus	≤ 10%
	Vehicles – Fixed Route Bus	≤ 10%
	Vehicles – Paratransit Bus	≤ 25%
	Vehicles – Paratransit Van	≤ 25%
<i>Equipment</i>	Percent of Equipment exceeding useful life	
	Equipment – Automobiles	≤ 20%
	Equipment - Trucks	≤ 20%
<i>Facilities</i>	Percent of Facilities exceeding useful life	≤ 0%
Transit (SFRTA)		(2025)
<i>Rolling Stock</i>	Revenue vehicles (>39 yrs old)	≤ 30%
<i>Equipment</i>	Non-revenue support service & maintenance vehicles (>8 yrs old)	≤ 50%
<i>Facilities</i>	Stations, maintenance facilities, & operations center (<2.5 on 1-5 scale)	≤ 5%
<i>Fixed Guideway</i>	Rail fixed-guideway track with performance restrictions	≤ 3.5%
Transit Safety (Palm Tran)	Fixed Route / Paratransit	Fixed Route/Paratransit
	Fatalities	(2025) Zero/Zero
	Fatality Rate per 100k vehicle revenue miles (VRM)	Zero/Zero
	Injuries	63/34
	Injury Rate per 100k VRM	0.9/0.4
	Safety Events	43/32
	Safety Event Rate per 100k VRM	0.6/0.3
System Reliability (VRM per failure)	14,000/7,700	

Funding Summary

The TIP is financially constrained for each fiscal year. Federally funded projects identified in the TIP can be implemented using current proposed revenue sources based on the FDOT Tentative Work Program and locally dedicated transportation revenues. All Projects funded by FDOT with federal or non-federal dollars are included in a balanced 36-month forecast of cash and expenditures and a five-year finance plan supporting the FDOT Work Program. All local government projects (non-federally funded) that are included in the TIP are part of member local government’s capital improvement programs. The tables on the next page provide a summary of federal, state and local funding for each funding code type by fiscal year. Note that all project costs are shown in year of expenditure dollars, meaning the costs reflect the adjusted value of the work at the time the funds will be expended on the project.

Summary of MPO Priority Projects

Following the funding summary are summary tables providing the status of MPO Priority Projects. Projects with significant changes from the prior FY 2026-2030 are highlighted.

- **MPO Major Projects**
- **Local Initiatives**
- **Transportation Alternatives**
- **Shared-Use Network (SUN) Trail Priorities**
- **Active and Under Construction MPO Priorities**

Projects are shown by priority year and ranking, along with the funding amount and phase. A typical project may include a Project Development and Environment (PD&E) phase, a Design (PE) phase, a Right of Way (ROW) phase and a Construction (CST) phase. An explanation of all potential project phases included in the TIP is provided below.

Project Phases

CODE	NAME	CODE	NAME
CAP	Capital	OPS	Operations
CST	Construction	PDE	Project Development and Environmental
DSB	Design Build	PE	Preliminary Engineering
ENV	Environmental	PLN	Planning
INC	Contract Incentives	ROW	Right of Way Acquisition
MNT	Maintenance	RRU	Railroad & Utilities
MSC	Miscellaneous Construction		

For a list of additional terms and their definitions, see Appendix A.

Total Programmed by Funding Code

Fund Code / Name		2027	2028	2029	2030	2031	Total
Federal							
ROADS, BRIDGES, & MAJOR PROJECTS							
ACCM	ADVANCE CONSTRUCTION (CM)	\$ -	\$ -	\$ 2,491,991	\$ -	\$ -	\$ 2,491,991
ACFP	AC NATIONAL FREIGHT PROG (NFP)	\$ -	\$ 17,986,080	\$ -	\$ -	\$ -	\$ 17,986,080
ACNP	AC NATIONAL HWY FUNDS (NHPP)	\$ 39,137,637	\$ 93,703,235	\$ 10,465,547	\$ -	\$ 452,312	\$ 143,758,731
ACNR	AC NATIONAL HWY RESURFACING	\$ 4,178,123	\$ 2,329,266	\$ -	\$ 7,963,367	\$ 11,121,323	\$ 25,592,079
ACPL	ADVANCE CONSTRUCTION PLANNING	\$ 2,557,605	\$ 2,557,605	\$ 2,557,605	\$ 2,557,605	\$ 2,557,605	\$ 12,788,025
ACPR	ADVANCED CONSTRUCTION PROTECT GRANT	\$ -	\$ 9,734,143	\$ -	\$ -	\$ -	\$ 9,734,143
ACSA	AC STATEWIDE STP (SA) FUNDS	\$ 5,319,478	\$ 4,377,069	\$ 1,989,078	\$ 353,178	\$ 5,879,820	\$ 17,918,623
ACSS	ADVANCE CONSTRUCTION (SS,HSP)	\$ 7,193,886	\$ 13,042,978	\$ 3,675,417	\$ 12,747,092	\$ 15,160,779	\$ 51,820,152
ACSU	ADVANCE CONSTRUCTION (SU)	\$ 37,781,734	\$ 20,816,510	\$ 23,434,263	\$ 23,788,206	\$ 4,780,375	\$ 110,601,088
FAA	FEDERAL AVIATION ADMIN	\$ 22,500,000	\$ -	\$ 4,551,000	\$ -	\$ -	\$ 27,051,000
RHH	RAIL HIGHWAY X-INGS - HAZARD	\$ 1,417,741	\$ -	\$ -	\$ -	\$ -	\$ 1,417,741
TALT	TRANSPORTATION ALTS- ANY AREA STATEWIDE	\$ 447,000	\$ 494,950	\$ 2,426,009	\$ -	\$ 2,296,242	\$ 5,664,201
TALU	TRANSPORTATION ALTS- >200K	\$ 3,119,737	\$ 3,428,817	\$ 3,454,669	\$ -	\$ 627,918	\$ 10,631,141
FEDERAL TRANSIT ADMINISTRATION							
5307	FEDERAL TRANSIT URBAN AREA FORMULA FUNDS	\$ 27,142,290	\$ 27,142,290	\$ 27,142,290	\$ 26,966,675	\$ 26,966,675	\$ 135,360,220
5311	FEDERAL TRANSIT RURAL AREA FORMULA FUNDS	\$ 651,827	\$ 651,827	\$ 651,827	\$ 651,827	\$ 651,827	\$ 3,259,135
5339	FTA BUS & BUS FACILITIES INFRASTRUCTURE	\$ 2,000,000	\$ 2,000,000	\$ 2,000,000	\$ 2,000,000	\$ 2,000,000	\$ 10,000,000
Federal Subtotal		\$ 153,447,058	\$ 198,264,770	\$ 84,839,696	\$ 77,027,950	\$ 72,494,876	\$ 586,074,350

Total Programmed by Funding Code

Fund Code / Name		2027	2028	2029	2030	2031	Total
State							
BNDS	BOND - STATE	\$ 14,900,000	\$ 22,600,000	\$ -	\$ -	\$ -	\$ 37,500,000
BNIR	INTRASTATE R/W & BRIDGE BONDS	\$ -	\$ 2,464,905	\$ -	\$ -	\$ -	\$ 2,464,905
BRAS	ANCILLARY STRUCTURES	\$ 102,300	\$ 2,993,713	\$ -	\$ -	\$ -	\$ 3,096,013
BRRP	STATE BRIDGE REPAIR & REHAB	\$ -	\$ 8,945,929	\$ 13,714,245	\$ -	\$ -	\$ 22,660,174
CIGP	COUNTY INCENTIVE GRANT PROGRAM	\$ -	\$ 7,000,000	\$ 400,000	\$ 2,600,000	\$ 3,400,000	\$ 13,400,000
D	UNRESTRICTED STATE PRIMARY	\$ 18,983,061	\$ 22,858,309	\$ 24,064,105	\$ 22,695,547	\$ 20,421,153	\$ 109,022,175
DDR	DISTRICT DEDICATED REVENUE	\$ 32,648,725	\$ 52,412,943	\$ 122,569,076	\$ 63,770,194	\$ 59,616,586	\$ 331,017,524
DI	ST. - S/W INTER/INTRASTATE HWY	\$ 18,241,851	\$ 200,000	\$ -	\$ 2,506,155	\$ 665,014	\$ 21,613,020
DIH	STATE IN-HOUSE PRODUCT SUPPORT	\$ 2,006,597	\$ 1,494,126	\$ 996,709	\$ 1,355,144	\$ 534,870	\$ 6,387,446
DIOH	STATE 100% - INDIRECT/OVERHEAD	\$ 9,172,513	\$ 12,877,660	\$ 9,587,768	\$ 6,360,632	\$ 5,712,421	\$ 43,710,994
DIS	STRATEGIC INTERMODAL SYSTEM	\$ 1,765,178	\$ -	\$ -	\$ -	\$ -	\$ 1,765,178
DITS	STATEWIDE ITS - STATE 100%.	\$ 3,060,103	\$ -	\$ -	\$ -	\$ -	\$ 3,060,103
DPTO	STATE - PTO	\$ 20,134,114	\$ 6,676,369	\$ 22,943,063	\$ 7,958,369	\$ 458,369	\$ 58,170,284
DS	STATE PRIMARY HIGHWAYS & PTO	\$ 1,733,593	\$ 8,975,142	\$ 29,851,609	\$ 1,791,201	\$ 850,000	\$ 43,201,545
DSBD	I-95 EXPRESS LANES	\$ 2,091,902	\$ 961,729	\$ -	\$ -	\$ -	\$ 3,053,631
DSPC	SERVICE PATROL CONTRACT	\$ 2,377,240	\$ 1,115,531	\$ 2,288,478	\$ 1,952,850	\$ -	\$ 7,734,099
FC5	OPEN GRADE FRICTION COURSE FC5	\$ 4,456,919	\$ -	\$ -	\$ -	\$ -	\$ 4,456,919
GMR	GROWTH MANAGEMENT FOR SIS	\$ 10,748,249	\$ -	\$ 2,932,270	\$ -	\$ -	\$ 13,680,519
PORT	SEAPORTS	\$ 2,000,000	\$ -	\$ -	\$ -	\$ -	\$ 2,000,000
SCRC	SMALL COUNTY OUTREACH PROGRAM - RURAL	\$ 637,800	\$ -	\$ -	\$ -	\$ -	\$ 637,800
SIWR	2015 SB2514A-STRATEGIC INT SYS	\$ 386,573	\$ -	\$ -	\$ -	\$ -	\$ 386,573
TDTF	TRANS DISADV - TRUST FUND	\$ 3,535,152	\$ 3,535,152	\$ 3,535,152	\$ 3,535,152	\$ 3,535,152	\$ 17,675,760
TRIP	TRANS REGIONAL INCENTIVE PROGM	\$ 2,330,000	\$ 399,999	\$ 4,617,506	\$ 2,726,080	\$ -	\$ 10,073,585
TRWR	TRIP, WHEELS ON THE ROAD (2015 SB2514A)	\$ -	\$ 72,254	\$ 2,748,115	\$ 1,128,000	\$ -	\$ 3,948,369
State Subtotal		\$ 151,311,870	\$ 155,583,761	\$ 240,248,096	\$ 118,379,324	\$ 95,193,565	\$ 760,716,616

Total Programmed by Funding Code

Fund Code / Name	2027	2028	2029	2030	2031	Total
Turnpike						
PKBD TURNPIKE MASTER BOND FUND	\$ 303,911,666	\$ 281,176,729	\$ 494,585,981	\$ -	\$ 199,178,287	\$ 1,278,852,663
PKLF LOCAL SUPPORT FOR TURNPIKE	\$ 12,913,950	\$ -	\$ -	\$ -	\$ -	\$ 12,913,950
PKOH TURNPIKE INDIRECT COSTS	\$ 8,095,746	\$ 7,411,702	\$ 14,104,276	\$ 174,030	\$ 4,878,810	\$ 34,664,564
PKYI TURNPIKE IMPROVEMENT	\$ 14,882,992	\$ 22,522,209	\$ 83,414,916	\$ 7,104,411	\$ 739,780	\$ 128,664,308
PKYO TURNPIKE TOLL COLLECTION/OPER.	\$ 56,057,079	\$ 59,130,067	\$ 56,056,867	\$ 59,130,279	\$ -	\$ 230,374,292
T004 MIAMI-DADE EXPRESSWAY AUTH.	\$ 10,457	\$ -	\$ -	\$ -	\$ -	\$ 10,457
TOBD I-95 EXPRESS LANES	\$ 599,799	\$ 2,375,068	\$ 400,889	\$ 3,725,321	\$ 692,003	\$ 7,793,080
Turnpike Subtotal	\$ 396,471,689	\$ 372,615,775	\$ 648,562,929	\$ 70,134,041	\$ 205,488,880	\$ 1,693,273,314
Local						
ADR ADVERTISING REVENUE	\$ 736,000	\$ 736,000	\$ 736,000	\$ 736,000	\$ 736,000	\$ 3,680,000
ADV AD-VALOREM	\$ 80,104,740	\$ 80,104,740	\$ 80,104,740	\$ 80,104,740	\$ 80,104,740	\$ 400,523,700
B BOND	\$ 5,900,000	\$ -	\$ -	\$ -	\$ -	\$ 5,900,000
BOCA BOCA RATON	\$ 505,000	\$ 505,000	\$ 505,000	\$ 505,000	\$ 505,000	\$ 2,525,000
CENW CENTURY WEST	\$ 350,000	\$ 350,000	\$ 350,000	\$ 350,000	\$ 350,000	\$ 1,750,000
FBR FAREBOX REVENUE	\$ 10,850,400	\$ 10,850,400	\$ 10,850,400	\$ 10,850,400	\$ 10,850,400	\$ 54,252,000
GT LOCAL OPTION GAS TAX	\$ 40,689,000	\$ 34,993,000	\$ 37,082,000	\$ 33,695,000	\$ 33,695,000	\$ 180,154,000
IF IMPACT FEE	\$ 4,106,000	\$ 7,102,000	\$ 2,713,000	\$ -	\$ -	\$ 13,921,000
IST INFRASTRUCTURE SURTAX	\$ 23,530,000	\$ -	\$ -	\$ -	\$ -	\$ 23,530,000
LF LOCAL FUNDS	\$ 38,252,412	\$ 65,583,191	\$ 26,422,215	\$ 12,904,584	\$ 4,851,957	\$ 148,014,359
RTA SFRTA	\$ 666,666	\$ 666,666	\$ 666,666	\$ 666,666	\$ 666,666	\$ 3,333,330
Local Subtotal	\$ 205,690,218	\$ 200,890,997	\$ 159,430,021	\$ 139,812,390	\$ 131,759,763	\$ 837,583,389
Summary						
Federal	\$ 153,447,058	\$ 198,264,770	\$ 84,839,696	\$ 77,027,950	\$ 72,494,876	\$ 586,074,350
State	\$ 151,311,870	\$ 155,583,761	\$ 240,248,096	\$ 118,379,324	\$ 95,193,565	\$ 760,716,616
Turnpike	\$ 396,471,689	\$ 372,615,775	\$ 648,562,929	\$ 70,134,041	\$ 205,488,880	\$ 1,693,273,314
Local	\$ 205,690,218	\$ 200,890,997	\$ 159,430,021	\$ 139,812,390	\$ 131,759,763	\$ 837,583,389
Grand Subtotal	\$ 906,920,835	\$ 927,355,303	\$ 1,133,080,742	\$ 405,353,705	\$ 504,937,084	\$ 3,877,647,669

Table 1: Major Projects

Projects are predominantly on state roadways and use both federal and state funding. The MPO "oversubscribes" to ensure programming of all available funds. The MPO pursues additional fed/state sources depending on project eligibility.

Shown in \$1,000s

Year - Rank	Applicant/ Lead Agency	Location	Description	Proj. No.	Total Cost	< FY 27	FY 27	FY 28	FY 29	FY 30	FY 31	> FY 31	Notes
--	Palm Beach MPO	MPO Planning & Administration as detailed in the UPWP		4393256 4393257 4393258	\$21,538	N/A	PL \$2,558 SU \$1,750	PL \$2,558 SU \$1,750	PL \$2,558 SU \$1,750	PL \$2,558 SU \$1,750	PL \$2,558 SU \$1,750		
04-1	FDOT	SR-7 from 60th St to Northlake Blvd	Construct new 4L road	2296646	\$104,204	\$10,211		RRU \$24	ENV \$473 CST \$85,989	ENV \$2,369 CST \$5,138			
04-2	FDOT	SR-7 from Okeechobee Blvd to 60th St	Widen from 2L to 4L	2296647	\$52,242	\$1,485	RRU \$3	CST \$50,317	CST \$437				
14-1	FDOT/ SFRTA	Passenger Rail Service on FEC	Transit Alternative Analysis to extend commuter rail service onto the FEC corridor from Broward County Line or via the Northwood Crossover; Construct Stations and Rolling Stock	4543451	\$542,100	\$1,350						ALL \$540,750	FEC easement/ access fee and O&M needed for PD&E.
16-1b	FDOT	Atlantic Ave from Florida's Turnpike to Cumberland Dr	Widen from 4L to 6L, including 7' buffered bike lanes and 10' shared-use-paths where feasible	4405754	\$61,903	\$11,183	ROW \$821	ROW \$6,561	CST \$40,613	CST \$2,726			
16-1c	FDOT	Atlantic Ave from Cumberland Dr to Jog Rd	Widen from 4L to 6L, including 7' buffered bike lanes and 10' shared-use-paths where feasible	4405755	\$43,797	\$3,102	ROW \$2,615	ROW \$4,295 RRU \$50	CST \$31,799	CST \$1,936			
17-1	FDOT/ Palm Tran	US-1: Camino Real Rd to Indiantown Rd	or: New enhanced transit service with associated multimodal facilities										
17-1d	WPB/ FDOT	US-1: 25th St to 45th St in West Palm Beach	Reconstruct roadway to include pedestrian and bicycle facilities and safety enhancements	4383866	\$17,827	\$1,146				CST \$15,516	CST \$1,165		
17-1f	FDOT/ N Palm Beach	US 1: Northlake Blvd to Parker Bridge in North Palm Beach	Lane Repurposing from 6L to 4L with shared-use paths, bicycle lanes, landscaping and furnishing zone	4383867	\$12,454				PE \$920			CST \$11,534	Requesting State, SU and TRIP funding.
17-1g	Lake Worth Beach/ FDOT	US-1: Dixie/Federal Junction to Gregory Rd in Lake Worth Beach	Speed Mitigation; Safety Improvements; Pedestrian and Bicycle Improvements; Signalization	4575581	\$8,409						PE \$863	CST \$7,546	MPO request to improve roadway jointly with RRR Project
18-1	MPO & Palm Tran /FDOT	Okeechobee Blvd from SR-7 to US-1; SR-7 from Forest Hill Blvd to Okeechobee Blvd	561 Plan Transit Corridor: New enhanced transit service with associated multimodal facilities										
18-1b	Palm Tran	Okeechobee Blvd from SR-7 to US-1; SR-7 from Forest Hill Blvd to Okeechobee Blvd	Construct enhanced transit shelters within existing ROW	4417584	\$5,900	\$900			CAP \$5,000				
18-1c	MPO/ FDOT	Okeechobee Blvd from SR-7 to US-1; SR-7 from Forest Hill Blvd to Okeechobee Blvd	FDOT feasibility study based on MPO planning study recommendations	4513801	\$1,950	\$550	SU \$1,400						
18-2	MPO/ FDOT/FPL	SR-80 from SR-15 to CR-880	Add street lighting and guardrails	4417561 4535581	\$21,243	\$16,791	RRU \$15 CST \$4,437						Under Construction. In phases.

Funding: ■ State ■ Federal ■ Federal/State ■ Federal - Transportation Alternatives (TA)

Change: ■ New/Advance ■ Cost change \$2M & 20% ■ Delay

Table 1: Major Projects

Projects are predominantly on state roadways and use both federal and state funding. The MPO "oversubscribes" to ensure programming of all available funds. The MPO pursues additional fed/state sources depending on project eligibility.

Shown in \$1,000s

Year - Rank	Applicant/Lead Agency	Location	Description	Proj. No.	Total Cost	< FY 27	FY 27	FY 28	FY 29	FY 30	FY 31	> FY 31	Notes	
18-3	MPO/ FDOT	SR-80 Bypass/US-27 Connector from US-27 to SR-715	Construct new 2-lane road or reconstruct existing roadway	4417571 4417572	\$52,181	\$263				PDE \$1,000	PDE \$3,000	PE \$4,313 ROW \$5,000 CST \$38,605	Alternative Corridor Evaluation (ACE) underway. Long range cost estimates subject to change.	
19-1	MPO & Palm Tran/ FDOT	Lake Worth Rd from SR-7 to US-1; SR-7 from Lake Worth Rd to Forest Hill Blvd	561 Plan Transit Corridor: New enhanced transit service with associated multimodal facilities											
20-1	Boca Raton/ FDOT	Federal Hwy at Spanish River Blvd	Convert EB to SB right turn only to right/through with bike lane and mast arm conversion	4482641	\$5,020	\$308	PE \$21 ROW \$406	ROW \$1,095			CST \$3,189			
20-2 & 20-4	Palm Beach County & Boca Raton/ FDOT	Atlantic Ave at Military Trl; Belvedere at Military Trl	Replace span wire traffic signals with mast arms and steel strain pole span wires and upgrade supporting infrastructure. Upgrade ITS, lighting, ped signal & dection, curb ramps, and sidewalks to meet ADA.	4479441	\$4,693	\$566					CST \$4,127		Reorganized with other signal projects.	
		US 1 at Silver Beach Rd; Military Trl at Investment Ln; Okeechobee & Lakeview Ave at Quadrille Blvd		4480731	\$24,802	\$790	PE \$21					ROW \$3,622	CST \$20,369	Reorganized with other signal projects.
		US-1 at 13th Ave N, 7th Ave n, 10th Ave N, SE 1st St; Boynton Beach Blvd at Hagen Ranch Rd, Military Trl, Congress Ave, Seacrest Blvd, US-1; Atlantic Ave at Hamlet Dr; A1A at Lake Ave		4481071	\$22,733	\$1,486						ROW \$5,788	CST \$15,459	Reorganized with other signal projects. ROW & CST subject to reprogramming.
20-3	Boca Raton/ FDOT	Glades Rd/SR-808 at Town Center Blvd; I-95 NB off ramp at W Palmetto Park Rd; I-95 SB off ramp at Palmetto Park Rd; US-1 at Royal Palm Way; US-1 at Hidden Valley Blvd	Replace span wire traffic signals with mast arms and upgrade supporting infrastructure	4480641	\$8,456	\$719				CST \$5,788				
20-3	Boca Raton/ FDOT	US-1 at Glades Rd, NE 15th Ter, and NE	Replace span wire traffic signals with mast arms and upgrade supporting infrastructure	4481351	\$7,275	\$757	ROW \$149	ROW \$392	ROW \$490	ROW \$161	CST \$5,326			
20-5	Palm Beach County/ FDOT	SR-715 from Hatcher Rd to Paul Rardin Park SR-715 from Airport Rd to SW 14th St	Construct 6' sidewalk on W side of roadway.	4479451	\$3,083	\$476				CST \$2,606			Delayed from FY 29 to FY 30	
21-1	MPO/ FDOT	Forest Hill Blvd from W of Jog Rd to Military Trl	Add roadway lighting on N side and pedestrian lighting, bus bay layover facility, enhanced crosswalks at three signalized intersections, green markings in bicycle conflict zones	4498771	\$7,244	\$670	ENV \$30				CST \$6,544			

Funding: ■ State ■ Federal ■ Federal/State ■ Federal - Transportation Alternatives (TA)

Change: ■ New/Advance ■ Cost change \$2M & 20% ■ Delay

Table 1: Major Projects

Projects are predominantly on state roadways and use both federal and state funding. The MPO "oversubscribes" to ensure programming of all available funds. The MPO pursues additional fed/state sources depending on project eligibility.

Shown in \$1,000s

Year - Rank	Applicant/ Lead Agency	Location	Description	Proj. No.	Total Cost	< FY 27	FY 27	FY 28	FY 29	FY 30	FY 31	> FY 31	Notes
21-2	MPO/ FDOT	Congress Ave from Lake Worth Rd to Forest Hill Blvd	Add pedestrian lighting, enhanced crosswalks at six signalized intersections, and bus stop amenities	4498791	\$9,972	\$434	ENV \$30	ROW \$92	ROW \$29		CST \$9,387		
21-3	Boca Raton/ FDOT	SR-A1A at Spanish River Blvd and Camino Real (include w/ FM 4476611); US-1 at Jeffery St, NE 32nd St, NE 20th St, Fire Station #1, NE Mizner Blvd, SE Mizner Blvd, and Camino Real; Yamato Rd at NW 2nd Ave (include w/ FM 447657.1); Glades Rd at NW 2nd Ave and Pinehurst Ln; I-95 NB Ramp at Peninsula Corp Dr; I-95 SB Ramp at Peninsula Corp Dr	Replace span wire traffic signals with mast arms and steel strain pole span wires and upgrade supporting infrastructure	4495531	\$10,269		PE \$495					CST \$5,090	
				4498751			PE \$325			CST \$4,298			
21-6	FDOT	Indiantown Rd at Central Blvd	PD&E to evaluate congestion mitigation alternatives with minimal adverse impacts to pedestrians, bicycles, and local businesses	4499351	\$30,384	\$3,810		PE \$986				ROW \$16,588 CST \$9,000	PD&E Underway. Consider National Highway Performance Program (NHPP) funds.
23-1	MPO/ FDOT	US-1 from Universe Blvd to Indiantown Road	Widen existing sidewalks to shared use paths	TBD	\$10,700							\$10,700	Potential SUN Trail eligibility. Possible Resurfacing project alignment.
23-2	Palm Beach County/ FDOT	Palm Beach County Traffic Signals at a various locations	Flashing Yellow Arrows	4535891	\$3,165		PE \$270				CST \$2,895		
23-3	Palm Beach County/ FDOT	Palm Beach County Traffic Signals at a various locations	Signal Upgrades	4535901	\$7,949		PE \$684				CST \$7,265		
25-1	MPO/FDOT	US 27 Freight / Rail Corridor from NW 138th St in Miami-Dade County to the CSX and SCFX Rail crossing in Martin County.	Feasibility Study for freight and passenger rail.	TBD	\$1,000							PL \$1,000	Request for Feasibility Study in FY 27 using state funds. SEFTC priority.

Funding: ■ State ■ Federal ■ Federal/State ■ Federal - Transportation Alternatives (TA)

Change: ■ New/Advance ■ Cost change \$2M & 20% ■ Delay

Table 2: Local Initiatives Program

This program is for projects on non-state roadways that are federal-aid eligible. Funding typically comes from the \$23.8 Million/year federal Surface Transportation Block Grant (STBG) program, known locally as SU funds, allocated to the MPO for prioritization. STGB funds allocated to FDOT, known as SA, sometimes supplement the projects.

Shown in \$1,000s

Year-Rank	Applicant/Lead Agency	Location	Description	Proj. No.	Total Cost	< FY 27	FY 27	FY 28	FY 29	FY 30	FY 31	> FY 31	Notes
20-2 21-1 22-2	SFRTA	SFRTA - Tri-Rail Service	Purchase passenger rail cars	4481031	\$15,164	\$10,564	CAP \$4,600						
20-3	Lake Worth Beach	South East Coast Street and S. H Street	Reconstruct roadways to one-way pair with 4' designated bike lanes	4483541	\$7,889	\$5	CST \$7,884						
22-3	Palm Beach Gardens	Gardens Parkway from Alternate A1A to Prosperity Farms Road	5' designated bike lane and 8' sidewalk	4508001	\$4,625	\$5	CST \$4,620						
22-4	Palm Tran	Palm Tran electric buses and Palm Tran Maintenance Facility (Electronics Way) charging stations	Purchase 4 electric buses and install electric charging at maintenance facility	4507981	\$5,000				CAP \$5,000				
22-5	Delray Beach	Barwick Rd from Lake Ida Rd to Boynton Beach City Limits	10' shared use path and new sidewalk	4507931	\$3,361	\$5	CST \$3,356						Cost estimate and request for additional funds are pending.
22-6	Palm Tran	Countywide	Bus Stop Improvements	4507971	\$5,000				CAP \$5,000				
22-7	ITID	140th Ave N, Temple Blvd, and Hall Blvd	Seminole Speed Tables	4507951	\$627	\$5					CST \$526		Federal eligibility on hold.
23-1	ITID	140th Ave N, Temple Blvd, and Hall Blvd	Construct 10' shared use pathways and 8' pathways.	4535151	\$5,369							\$4,109	Federal eligibility on hold.
23-3	Boca Raton	Boca Raton Traffic Signals	Traffic Signal Updates and ITS Improvements Phase 1	4535181	\$2,039				PE \$5	CST \$2,034			
23-4	West Palm Beach	7th Street from Australian Ave to Tamarind Blvd	Construct buffered bike lanes and widen sidewalks	4535201	\$1,851				PE \$5	CST \$1,846			
23-6	Palm Beach County	Palm Beach County Traffic Signals	Signal Upgrades	4535261	\$5,293				PE \$5	CST \$5,288			
23-7	Wellington	Wellington Trace from east of Draft Horse Ln to Greenview Shores Blvd	Widen sidewalks and construct roundabout at Primrose Lane	4535191	\$2,988		PE \$5				CST \$2,759		
23-8	Palm Beach County	Palm Beach County Traffic Signals	Flashing Yellow Left & Right Turn Arrow Upgrades	4535171	\$4,693					PE \$5	CST \$2,922		
Cost Summary					\$63,900	\$10,584	\$20,465		\$10,015	\$11,933	\$3,448	\$4,109	

Funding: ■ State ■ Federal ■ Federal/State ■ Federal - Transportation Alternatives (TA)

Change: ■ New/Advance ■ Cost change \$2M & 20% ■ Delay

Table 3: Transportation Alternatives Program

This program is for non-motorized projects on or off the federal-aid eligible network. Sources of funding are from the approximately \$5.1 Million/year of the federal STBG Transportation Alternatives (TA) set-aside program, known locally as TA, that is allocated to the MPO for prioritization.

Shown in \$1,000s

Year - Rank	Applicant/Lead Agency	Location	Description	Proj. No.	Total Cost	< FY 27	FY 27	FY 28	FY 29	FY 30	FY 31	> FY 31	Notes
21-3	ITID	Grapeview Blvd from Key Lime Blvd to 60th St and Key Lime Blvd from Hall to M-1 Canal	Construct 10' shared use path and 8' pathway	4490021	\$1,658	\$5					CST \$1,658		Federal eligibility on hold.
22-1	ITID	Hamlin Blvd from Hall Blvd to Grapeview Blvd; Grapeview Blvd from Hamlin Blvd to Citrus Grove Blvd; Citrus Grove Blvd from Hall Blvd to Avocado Blvd	Construct 10' shared use path and expand existing sidewalk to 8'	4507871	\$1,305	\$5					CST \$1,305		Federal eligibility on hold.
23-1	Boca Raton	NW 6th Way from South of NW 38th Drive/Circle to Spanish River Blvd	Construct 10' shared use path and include bicycle and pedestrian intersection upgrades.	4529981	\$1,401	\$5	CST \$1,396						
23-2	Palm Beach County	Camino Real from Spanish River Rd to South Ocean Blvd	Construct 7' buffered bike lanes on both sides of the road and 5 ft sidewalk on the south side	4530021	\$1,367	\$5	CST \$1,362						
23-3	West Palm Beach	Spruce Ave from 36th St to 40th St	Construct designated bike lanes, ADA curb ramps and sidewalks, new crosswalks, traffic calming, and pedestrian scale lighting.	4529991	\$1,583	\$5	CST \$1,578						
23-5	ITID	140th Ave North from Orange St to 61st St North and 61st St North from 140th Ave North to the M-1 Canal	Construct 8' unpaved path	4530001	\$1,004	\$5					CST \$999		Federal eligibility on hold.
24-1	West Palm Beach	Palm St from Lake Ave to US-1/Dixie Hwy	Construct bike lanes and ADA improvements for pedestrian facilities	4548781	\$1,974	\$5		CST \$1,969					
24-2	Boca Raton	NW 2nd Ave from Jeffrey St to Hidden Valley Blvd	Construct two-way bicycle path on east side of the road with bicycle intersection improvements	4548771	\$1,832	\$5		CST \$1,827					
24-3	Palm Beach County/Boca Raton	Camino Real from Dixie Hwy to Federal Hwy	Construct a raised bicycle lane on both sides of the road	4549511	\$1,046	\$5		CST \$1,041					
25-1	Palm Springs	NE 2nd Ave from Lake Worth Rd to Congress Ave	Construct 8' pathways and ADA improvements	4572981	\$2,598		PE \$5		CST \$2,593				
25-2	Palm Beach Gardens	N Military Trl from Garden Lakes Dr to I-95 & from from Winchester Dr to EPBC-3 Canal	Construct 12' shared use path	4572921	\$1,463		PE \$5		CST \$1,458				
25-3	Delray Beach	NE 4th Ave from Swinton Ave to NE 7th St	Traffic calming; sharrow; intersection reconstruction and speed management	4572911	\$1,698		PE \$5		CST \$1,693				
25-4	Palm Beach County	Kirk Rd from 10th Ave N to Canal 9 Rd	Construct 10' shared use path/pathway	4572941	\$1,543		PE \$5		CST \$1,538				
Cost Summary					\$19,324	\$35	\$4,356	\$4,837	\$7,282		\$3,963		

Funding: ■ State ■ Federal ■ Federal/State ■ Federal - Transportation Alternatives (TA)

Change: ■ New/Advance ■ Cost change \$2M & 20% ■ Delay

Table 4: Shared Use Network (SUN) Trail Program

Projects must be located on the SUN Trail Network. SUN Trail projects are through a competitive state application process that must by FDOT in addition to inclusion on the MPO's List of Priority Projects (LOPP).

Shown in \$1,000s

Year	Applicant/ Lead Agency	Location	Description	Proj. No.	Total Cost	<FY 27	TIP FY 2027-2031					Long Range Funding Needs	Notes
							FY 27	FY 28	FY 29	FY 30	FY 31		
2023	Jupiter	US 1 from Indiantown Rd to Village of Tequesta Limits	All project phases to close gap in SUN Trail and East Coast Greenway Network	4545791	\$6,847	\$300						\$6,847	
2023	Boca Raton	A1A from Camino Real to Beach Club Way	Feasibility Study and Design for SUN Trail Connection across the Camino Real Inlet Bridge	TBD	\$3,000							\$3,000	

Cost Summary

Funding: ■ State ■ Federal ■ Federal/State ■ Federal - Transportation Alternatives (TA)

Change: ■ New/Advance ■ Cost change \$2M & 20% ■ Delay

Table 5: Active and Under Construction MPO Priorities

The table below summarizes projects that are close to construction or are currently under construction. The list includes previously funded MPO Priorities that do not appear in the 5-Year TIP. However, the list may include some projects that still have funding in the TIP. Projects are listed until the project reaches completion.

Shown in \$1,000s

Year - Rank	Applicant/ Lead Agency	Location	Description	Proj. No.	Total Cost	Status
Major Projects						
14-3	FDOT	Atlantic Ave from SR-7 to E of Lyons Rd	Widen from 2L to 4L, including buffered 7' bike lanes and 6' sidewalks	2296584	\$41,204	Under Construction. Estimated Completion for Feb 2028
16-1a	FDOT	Atlantic Ave from east of Lyons Rd to Florida's Turnpike	Widen from 4L to 6L, including 7' buffered bike lanes and 10' shared-use-paths where feasible	4405752	\$8,265	Under Construction. Estimated Completion for Feb 2028
17-1a	Palm Tran	US-1: Palmetto Park Rd to Northlake Blvd	Implement Transit Signal Prioritization for entire corridor	4383863	\$2,000	Construction in 2026
17-1b	Palm Tran/ FDOT	US-1: Palmetto Park Rd to Northlake Blvd	Construct 14 enhanced transit shelters within existing ROW	4383864	\$6,500	Anticipated Construction in Jul 2026
17-1c	Boca Raton/ FDOT	US-1: Camino Real to NE 8th St/Mizner Blvd in Boca Raton	Lane Repurposing from 6L to 4L between Camino Real and SE Mizner Blvd; associated multimodal facilities	4383865	\$9,390	Anticipated Construction in 2026
18-1a	Palm Tran	Okeechobee Blvd from SR-7 to US-1; SR-7 from Forest Hill Blvd to Okeechobee Blvd	Implement Transit Signal Prioritization for entire corridor	4417582	\$1,000	Procurement in 2026
18-1c	MPO/ FDOT	Okeechobee Blvd from SR-7 to US-1; SR-7 from Forest Hill Blvd to Okeechobee Blvd	FDOT feasibility study based on MPO planning study recommendations	4513801	\$2,280	Feasibility Study Underway
18-2	MPO/ FDOT/FPL	SR-80 from SR-15 to CR-880	Add street lighting and guardrails	4417561 4535581	\$20,341	Under Construction. Estimated Completion for Summer 2026
21-4	MPO/ FDOT	SR-7 from Glades Rd to Bridgebrook Dr	Modify resurfacing project to add sidewalk on E side and green markings in bicycle conflict zones	4476701	\$12,629	Under Construction Estimated Completion for Aug 2026
17-1e	MPO/ FDOT	US-1: 59th St to Northlake Blvd in Riviera Beach and Lake Park	Reconstruct as 4L, add bike lanes and medians; move barrier wall on bridge to protect bike lanes;-add street lights/ped-scale lights where feasible	4383862	\$14,622	Anticipated Construction in Aug 2025 Estimated Completion for Aug 2027
19-1a	Palm Tran	Lake Worth Rd from SR-7 to US-1; SR-7 from Lake Worth Rd to Forest Hill Blvd	Implement Transit Signal Prioritization	4463361	\$1,000	Procurement in 2026
21-5	MPO/ FDOT	Boynton Beach Blvd from Congress Ave to E of I-95	Modify resurfacing project and interchange capacity project to provide wider sidewalks and buffered bike lanes on both sides of roadway	4358041 4476671	\$94,874	Under Construction Estimated Completion for Jul 2028

Table 5: Active and Under Construction MPO Priorities

The table below summarizes projects that are close to construction or are currently under construction. The list includes previously funded MPO Priorities that do not appear in the 5-Year TIP. However, the list may include some projects that still have funding in the TIP. Projects are listed until the project reaches completion.

Shown in \$1,000s

Year - Rank	Applicant/ Lead Agency	Location	Description	Proj. No.	Total Cost	Status
Local Initiatives						
14-5	Lake Park/ FDOT	FEC Railroad Crossings Countywide	Install Safety/Quiet Zone infrastructure on FEC corridor	4353432	\$3,506	Under Construction Estimated Completion for Fall 2026
14-6	SFRTA	Tri Rail Northern Layover Facility: CSX tracks E of I-95 in Mangonia Park/WPB	Construct new facility to enhance O&M for existing system and support Jupiter extension	4297671 4537741 2368542	\$59,822	100% Design Plans and Cost Estimates in 2026
15-3	Palm Tran	Various locations along existing Palm Tran bus routes	Construct 30 transit shelters	4383921	\$600	In Design Anticipated Construction in Spring 2027
17-1 & 17-5	West Palm Beach	36th St & bridge from Australian Ave to Poinsettia Ave in West Palm Beach	Construct buffered bike lanes, pedestrian enhancements and bridge	4415701	\$18,244	Under Construction Estimated Completion for 2026
17-2	Delray Beach	Lindell Blvd from Linton Blvd to Federal Hwy/US 1	Construct sidewalks and separated bike lanes	4415331	\$12,143	Under Construction Estimated Completion for Summer 2026
17-4	Palm Tran	Various Palm Tran bus stops	Replace 40 transit shelters	4415711	\$800	In Design Anticipated Construction in 2026
17-6	Delray Beach	Barwick Rd from Atlantic Ave to Lake Ida Rd	Construct sidewalk on east side and shared use path on west side of roadway	4415321	\$10,446	Under Construction. Estimated Completion for Summer 2026
18-2	West Palm Beach	Parker Ave from Forest Hill Blvd to Congress Ave	Install separated bike lanes, pedestrian lighting and street trees.	4443761	\$7,400	Letting in Spring 2026
18-6	Delray Beach	Germantown Rd from Old Germantown Rd to Congress Ave	Construct sidewalks and shared-use paths	4443771	\$6,385	Anticipated Completion in May 2027
19-1	Palm Tran	Palm Tran electric buses and Palm Tran Maintenance Facility (Electronics Way) charging stations	Purchase 3 electric buses and install electric charging at maintenance facility	4460981	\$4,336	Expecting revenue service in 2027; fleet will expand to no more than 25% as funds become available.
19-2	Palm Beach County	Cresthaven Blvd from S Jog Rd to S Military Trl	Construct 7' buffered bike lanes and three intersection modifications	4460861	\$4,603	Anticipated Construction in Spring 2027
19-4	West Palm Beach	25th St from Australian Ave to Broadway Ave	Lane Repurposing from 4 lanes to 3, construct R/R gate enhancements, ADA upgrades, buffered bike lane/ designated bike lane, lighting improvements, sidewalks	4460901	\$7,036	Anticipated Construction in Aug 2026
20-1	Palm Tran	Palm Tran electric buses and Palm Tran Maintenance Facility (Electronics Way) charging stations	Purchase 4 electric buses and install electric charging at maintenance facility	4482951	\$5,000	Expecting revenue service in 2027; fleet to expand to 25% or less as funds become available.
20-4	Wellington	Greenbriar Blvd from Aero Club Drive to Greenview Shored Blvd.	Construct 10' shared-use path on north side of roadway. Upgrade intersections and pedestrian crossings with enhanced visibility and signage.	4482991	\$6,279	Under Construction Estimated Completion for Jun 2027
20-6	Royal Palm Beach	Various Locations - Residential Roads	Construct ADA Improvements - Sidewalks and Curb Ramps	4483051	\$671	Anticipated Construction by end of FY 26
21-2	Palm Beach County	Prosperity Farms from 800' N of Northlake Blvd to Donald Ross Rd	Construct 4' designated bike lanes	4498471	\$5,980	Anticipated Construction in Jul 2026
23-5	SFRTA	SFRTA - Tri-Rail Service	Rolling Stock - New Train	4535271	\$5,000	In Procurement

Table 5: Active and Under Construction MPO Priorities

The table below summarizes projects that are close to construction or are currently under construction. The list includes previously funded MPO Priorities that do not appear in the 5-Year TIP. However, the list may include some projects that still have funding in the TIP. Projects are listed until the project reaches completion.

Shown in \$1,000s

Year - Rank	Applicant/ Lead Agency	Location	Description	Proj. No.	Total Cost	Status
Transportation Alternatives						
17-1	West Palm Beach	Northmore neighborhood	Construct sidewalks and shared use pathways	4415271	\$1,325	Under Construction Estimated Completion for Aug 2027
19-2	Boynton Beach	SE 1st St from Boynton Beach Blvd to Woolbright Rd	Construct 10' shared use path on western side of roadway	4460781	\$5,500	Under Construction
20-4	Palm Tran	Countywide - 110 bus stops	Install 5' sidewalk connections and ADA bus stop enhancements	4483041	\$281	In Design Anticipated Construction in Spring 2027
21-1	Palm Beach Gardens	Burns Rd from Military Trl to Alt A1A	Construct 9.5' separated two-way bicycle track	4490051	\$1,405	Under Construction Estimated Completion for Nov 2026
21-2	Boca Raton	El Rio Trail from Glades Rd to Yamato Rd	Install lighting	4489991	\$1,274	Anticipated Construction in Spring 2026
21-4	Wellington	C-8 Canal from Forest Hill Blvd to Stribling Way	Construct 10' shared use path	4490061	\$739	Anticipated Construction in July 2026 Estimated Completion for Dec 2026
22-2	Palm Beach Gardens	Fairchild Ave from Fairchild Gardens Ave to Campus Dr	Construct buffered bicycle lanes and 8' pathway on south side of roadway	4508291	\$1,413	Anticipated Construction in May 2026 Estimated Completion for Jan 2027
22-3	West Palm Beach	49th St from Greenwood Ave to North Flagler Drive	Construct ADA curb ramps and sidewalks, traffic calming speed humps and sharrows	4508621	\$2,265	Anticipated Construction for FY 2027
22-4	Royal Palm Beach	Various Locations - Local Roads	Install pedestrian and bicycle network wayfinding signage	4508241	\$879	Anticipated Construction in Summer 2026
22-5	Boca Raton	SW 18th Street from Military Trl to Addison Ave	Construct 10' shared use paths and missing crosswalks and sidewalks	4507841	\$415	Anticipated Construction in FY 2027
	SFRTA	SW 18th Street from Military Trl to Addison Ave	Construct 10' shared use paths and missing crosswalks and sidewalks	4507842	\$1,155	Anticipated Construction in FY 2027

List of Appendices

APPENDIX A - Glossary

Available in Full Document and at PalmBeachMPO.org/TIP

APPENDIX B - Public Participation and Comments

Available at PalmBeachMPO.org/TIP

APPENDIX C - Federal Performance Measures

Available at PalmBeachMPO.org/TIP

APPENDIX D - MPO Priority Projects for FY 27-31

Available at PalmBeachMPO.org/priorities

APPENDIX E - Draft Tentative Work Program for FY 27-31

Available at <https://www.fdot.gov/topics/fdot-work-program/district-4-wp-public-hearings/district-4-documents>

APPENDIX F - Eastern Federal Lands Highway Division FY 26-29 TIP

Available at <https://highways.dot.gov/federal-lands/planning/tip/efl-transportation-improvement-program>

APPENDIX G - Annual Listing of Obligated Projects

Made available for prior fiscal year each October.

Available at <https://www.fdot.gov/workprogram/federal/fa-mpo-obligdet.shtm>

APPENDIX H

TIP Amendments and Modifications

Available at PalmBeachMPO.org/TIP

SS4A and Vision Zero Action Plan Status Updates
Updated 4/29/2026

3.B

Jurisdiction	Application Type	\$ Awarded	Award Year	Status:
Boca Raton	Action Plan	\$ 300,000	2022	Pending Adoption in June 2026
Boca Raton	Planning & Demonstration	\$ 4,000,000	2024	Executing grant agreement with USDOT
Boca Raton	Planning & Demonstration	\$ 1,500,000	2025	Drafting grant agreement with USDOT
City of Boynton Beach	Action Plan	\$ 216,000	2024	Update needed
City of Delray Beach	Action Plan	\$ 240,000	2023	Recent SS4A Public Meetings held Applied for TA Cycle
City of Greenacres	Action Plan	\$ 150,000	2022	SafeCity@greenacresfl.gov
City of Palm Beach Gardens	Action Plan	\$ 200,000	2023	Adopted
City of West Palm Beach	Action Plan	\$ 280,000	2022	Update needed
Indian Trail Improvement District	Action Plan	\$ 200,000	2023	Requested extension for grant timeline
Town of Juno Beach	Action Plan	\$ 80,000	2024	Plan to be completed in May 2027
Village of Palm Springs	Action Plan	\$ 200,000	2023	Plan adopted.
Village of Palm Springs	Planning & Demonstration	\$ 464,000	2025	Update needed
Village of Wellington	Action Plan	\$ 200,000	2022	Plan adopted. Submitted for TA Project Cycle
City of Riviera Beach	Action Plan	\$ 200,000	2024	MPO Staff provided scope comments 02/26
Palm Beach County (unincorporated)	Planning & Demonstration	\$ 4,437,198	2024	Agreement on May Commission Agenda
Palm Beach County (unincorporated)	Action Plan	\$ 639,200	2022	Adoption pending in May 2026
Town of Lantana	Planning & Demonstration	\$ 120,000	2025	Town is working towards plan.
Applicants Seeking 2026 Funding				
City of Boca Raton	Implementation	TBD	2026	Seeking Implementation Grant in FY 2026
City of Palm Beach Gardens	Implementation	\$4,000,000	2026	Seeking Implementation Grant in FY 2026
Village of Palm Springs	Planning & Demonstration	TBD	2026	Seeking Demonstration Grant in FY 2026
Palm Beach County (unincorporated)	Implementation	TBD	2026	Seeking Implementation Grant in FY 2026

Grant Type

Action Plan	12	\$	2,905,200
Planning & Demonstration	4	\$	10,521,198
Implementation			
Total Awards / Awarded	16	\$	13,426,398

Plans Underway	8
Supplemental Activities Underway	5



PALM BEACH
Metropolitan Planning
Organization

Vision Zero Action Plan FY 2026 Annual Report

Engineering

Outcome 1: Technical and agency support provided to local agencies for project development and funding applications.

Date	Supporting Action	Status
12/24/2025	FEC Passenger Rail Study / CTMP	Complete
1/8/2026	449830.1: SR-5/N Federal Hwy from Yamato Rd to N of Bailey Street: Shared Use Paths	Complete
3/2/2026	Boca Raton Mobility Plan	Ongoing
3/26/2026	SS4A Grant Application Review for Riviera Beach	Complete
11/13/2025	454564-1: Western Indiantown Rd ADA and pedestrian signal improvements	Complete
10/8/2025	447547-1: Forest Hill Boulevard at I-95 ADA, Pedestrian Signals, RRFB's, Turn Lanes	Complete

Outcome 2: Support or lead corridor safety studies annually.

Date	Supporting Action	Status
7/1/2026	RSA: SR-806/Atlantic Avenue from E of I-95 to NE/SE 7th Ave	Complete
8/1/2026	RSA: SR-802/Lake Worth Rd from E of Poinciana Dr to W of SR-809/Military Trl	Complete
9/1/2026	RSA: SR-805/US-1/Dixie Hwy from SR-5/Federal Hwy to S of 3rd Ave N	Complete
3/30/2026	WBSA: Washington Elementary School	Complete
3/31/2026	WBSA: Berkshire Elementary School	Complete
3/31/2026	WBSA: Wynnebrook Elementary School	Complete
4/1/2026	WBSA: Greenacres Elementary School	Complete
4/2/2026	WBSA: Roosevelt Elementary School	Complete

RSA = Road Safety Audit (FDOT); WBSA = Walk Bike Safety Audit (MPO)

Education

Outcome 1: Support Safe Routes to School efforts

Date	Supporting Actions	Status
6/1/2026	Safe Routes to School Action Plan	Ongoing
4/2/2026	Conducted Walk Audits at 5 Elementary Schools across the County	Complete
3/30/2026	(Palm Beach County led) Forest Hill Elementary Sidewalks	In Construction
4/3/2026	Conducted Safe Routes to School Workshop	Complete

Outcome 2: Distribute outreach materials at events and track number of people reached

Date	Supporting Actions	Reach
8/5/2025	Back to School Safety Fair / PE Teacher Training	50
9/19/2025	SFRTA Rail Safety Week Tabling	40
10/30/2025	Boca on the Move	20
11/2/2025	Building Support for Walkable and Bikeable Communities Workshop	18
11/5/2025	Delray Alliance	55
11/13/2025	Palm Beach Gardens TOD Tour	12
11/19/2025	PBSC Safety Event	36
1/7/2026	Outreach at the Get to Know Palm Beach County event	76
1/29/2026	Outreach at Traffic Safety Event (Palm Beach State College)	36
2/18/2026	Outreach at North Park Traffic Garden Kids Safety Event	28
3/3/2026	FAU Jupiter Campus Safety Fair	35
3/5/2026	VZAC Helmet Fitting Training Session	17

Outcome 3: Provide resources to partners on the MPO website and coordinate Safety Action Plans

Date	Supporting Actions	Reach/Status
9/10/2025	E-Bike & Micromobility Workshop	93
11/20/2025	Dutch Cycling Transformation webinar	48
7/25/2025	SS4A and Vision Zero MPO Committee Meeting	Complete
10/25/2025	SS4A and Vision Zero MPO Committee Meeting	Complete
6/26/2026	SS4A and Vision Zero MPO Committee Meeting	Complete

Outcome 4: Crash reporting toolkit

Date	Supporting Actions	Status
10/1/2025	Presented to Committees and Board in October	Complete

Encouragement

Outcome 1: Support events like Walk to School Day, Bike Month, or Open Streets.

Date	Supporting Actions	Reach
8/5-6/2025	Physical Education Training and Back to School Safety Event	50
8/6/2025	WPB Library Safety Event	60
10/8/2025	Walk and Roll to School Day	120
11/3/2025	Support for Walking and Biking Workshop	18
3/15/2026	Palm Beach MPO Florida Bicycle Month Bike Ride	12

Outcome 2: Incentivize bike-share programs, first/last-mile connections, or employer-based commuter incentives.

Date	Supporting Actions	Status
1/23/2026	West Palm Beach Go Access Program	Complete
Ongoing	MPO Employer Benefits	Complete
Ongoing	Best Workplace for Commuters and Bicycle Friendly Business	Complete

Outcome 3: Develop marketing campaigns that highlight the benefits of walking, biking, and public transit.

Date	Supporting Actions	Reach
11/3/2025	Support for Walking and Biking Workshop	18
3/1/2026	Encouraging municipalities and organizations to adopt a proclamation for Florida Bike Month	30
Ongoing	US-1 Jupiter Riverwalk SUN Trail Economic Analysis	

Outcome 4: Encourage local jurisdictions to create pedestrian/bicycle master plans that align with MPO strategies.

Date	Supporting Actions	Status
7/1/2025	Tequesta Mobility Plan	Complete
3/2/2026	Boca Raton Mobility Plan	Ongoing
5/1/2026	Belle Glade Roadway and Sidewalk Plan	Ongoing
	Westgate CRA Mobility Zoning and Planning Assistance	Tentative

Enforcement

Outcome 1: Provide updates and developments related to speed management.

Date	Supporting Actions	Status
Ongoing	Tracking School Zone Safety Camera Implementation	Ongoing

Evaluation

Outcome 1: Publish an annual Vision Zero Progress Report

Date	Supporting Actions	Status
5/1/2026	Share annual Vision Zero Progress Report at May Committees	Complete

Outcome 2: Host and participate in an annual safety-focused workshop

Date	Supporting Actions	Status
9/10/2025	E-Bike & Micromobility Workshop	Completed
1/13/2026	Think Bike Workshop	Completed
3/5/2026	Helmet Fitting Training	Completed
6/4/2026	E-Bicycle & Golf Cart Safety Workshop	Planned

Outcome 3: Provide new staff with a Vision Zero orientation

Date	Supporting Actions	Status
10/1/2025	Conducted an orientation for new staff members	Completed

Outcome 4: Share policy-related updates with partners

Date	Supporting Actions	Status
9/1/2025	E-Bike and Golf Cart Ordinance Research (FDOT Lead)	Completed
4/1/2026	E-Bike Ordinance (Palm Beach County)	Ongoing

Outcome 5: Participate in coalitions (e.g., Pedestrian & Bicycle Coalition) to share local insights.

Date	Supporting Actions	Status
1/26/2026	FDOT Community Traffic Safety Team & MicroMobility Task Force meeting	Completed
1/27-28/2026	Florida Pedestrian and Bicycle Safety Coalition	Completed
2/6/2026	Safe Kids Palm Beach County Coalition	Completed
2/19/2026	Safe Mobility for Life Coalition Livable Communities meeting	Completed
3/6/2026	Safe Kids Palm Beach County Coalition	Completed
3/24/2026	Safe Mobility for Life Coalition meeting	Completed
4/27/2026	FDOT Community Traffic Safety Team Meeting & MicroMobility Task Force meeting	Completed
4/28-29/2026	Florida Pedestrian and Bicycle Safety Coalition	Completed
5/28/2026	Safe Mobility for Life Coalition Leadership Team meeting	Upcoming
6/1/2026	Safe Kids Palm Beach County Coalition	Upcoming
6/10/2026	Safe Mobility for Life Coalition meeting	Upcoming

Outcome 6: Crash dashboard and project tracking tools updated annually.

Date	Supporting Actions	Status
12/10/2025	Crash Dashboard updated	Complete
Continuing	TA/LI/MP Project Tracking Created and/or updated	Ongoing

Outcome 7: Create evaluation methodology for before/after studies and share with local agencies.

Date	Supporting Actions	Status
3/15/2026	Staff assessing the Smart Growth America (SGA) Complete Streets Tools.	Ongoing

Outcome 8: Create a central repository of safety related plans and studies in Palm Beach County

Date	Supporting Actions	Status
Continuing	Staff tracks safety plans and studies within our strategic plan tracker.	Ongoing



PALM BEACH Metropolitan Planning Organization

Summary Points of the March 19, 2026 Governing Board Meeting

PDFs of the agenda, backup materials, and presentations, as well as audio and video recordings, are available at PalmBeachMPO.org/Board.

Florida Bicycle Month Proclamation – The Chair read the MPO 2026 Florida Bicycle Month Proclamation.

Approved Minutes – The Board approved the meeting minutes for February 19, 2026.

Approved Technical Advisory Committee (TAC) Reappointments – The board approved the reappointment of Alex Hansen, City of West Palm Beach Representative, Giles Rhoads, City of Palm Beach Gardens Alternate, and Latoya Bunche, School District of Palm Beach County Alternate.

Approved Citizen’s Advisory Committee (CAC) Appointment – The board approved the appointment of Phil Lewin, City of Lake Worth Beach Representative.

Approved Vision Zero Advisory Committee (VZAC) Reappointment – The board approved the reappointment of Lee Leitzke, Palm Beach County Department of Environmental Resources Management Alternate, and Yajaira Moleriro, City of Boca Raton Alternate.

Approved Transportation Disadvantaged Local Coordinating Board (TD LCB) Reappointment – The board approved the reappointment of Milory Senat, Agency for Persons with Disabilities Representative, and Uyen Dang, Citizen Advocate Representative.

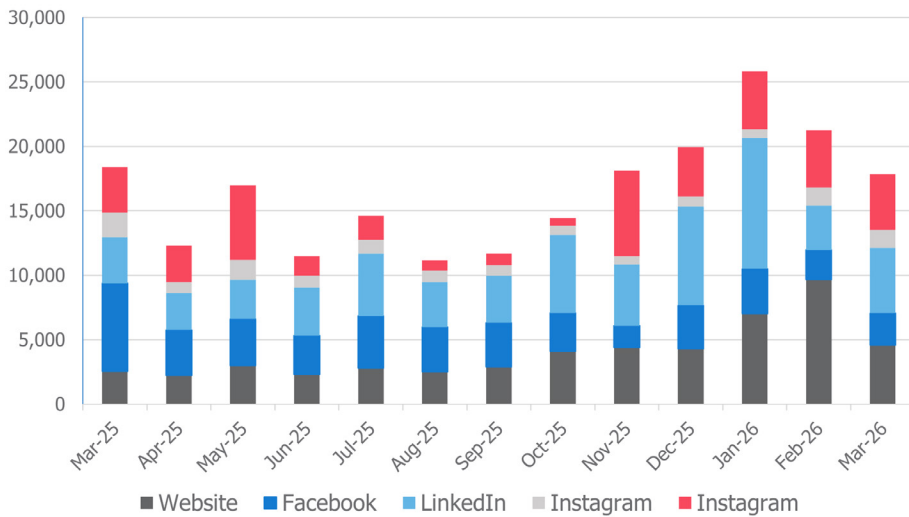
Adopted Fiscal Year (FY) 2027-2028 Unified Planning Work Program (UPWP) – The Board adopted the Fiscal Year 2027-2028 UPWP.

Public Involvement Activity Report 4.B

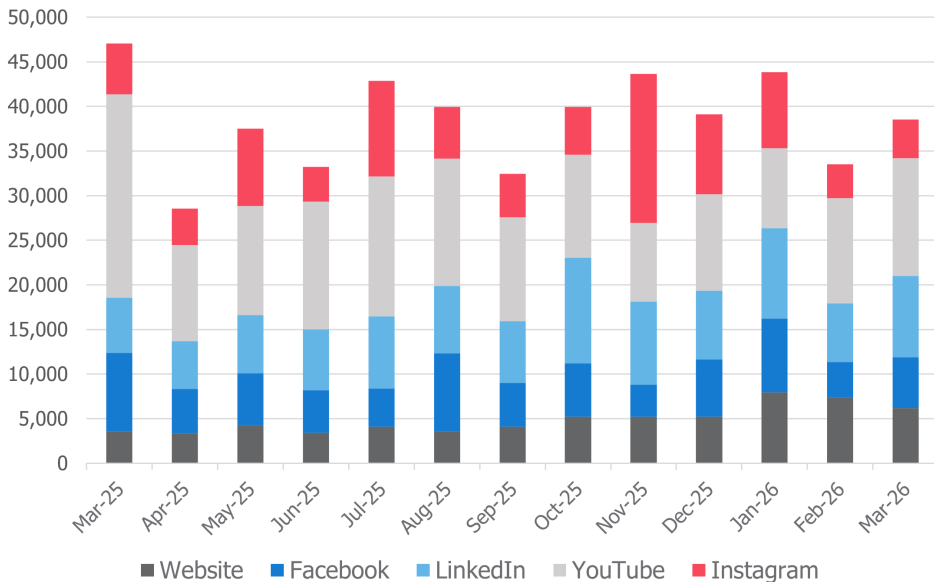
March 2026

Palm Beach MPO Social Media Analytics

Social Media Reach



Social Media Impressions



March Highlights

To celebrate Florida Bicycle Month in March, the MPO hosted a helmet fitting training class on March 5 and organized a Florida Bicycle Month ride on March 13.



The MPO hosted the Lantana Chamber of Commerce Leadership Transportation Panel on March 13, where attendees heard updates from the MPO, Tri-Rail, Palm Beach International Airport, and Palm Tran.



MPO staff participated in the Wheels in Motion event at the Lake Worth Beach Tri-Rail Station on March 26, where they connected with riders, shared bicycle safety resources, and gathered feedback on how to improve safety within the community.



Project Scheduling Report – May 2026

Phases occurring within the next 90 days

Palm Beach MPO & FDOT District 4

The purpose of this report is to ensure stakeholders are aware of upcoming activities for each project to allow for increased input. The MPO has consolidated the FDOT report to focus on MPO priorities and scheduling activities that are occurring within the next 90 days. The full list of scheduling activities is described below.

Scheduled Activity	Description
Multimodal Scoping Checklist (MMSC)	FDOT's Office of Modal Development (OMD) notifies impacted agencies to enter comments about the project scope. The local agency can confirm or discuss context class, minor comments about multimodal features.
Resolution from Agency (for Off-System Projects Only)	If an off-system project is administered by FDOT, the local agency's governing board must pass a resolution endorsing FDOT's delivery of the project.
Review of Scope with Agency	Meet with local agency to review and confirm scope prior to FDOT advertising for consultant acquisition.
Execution Date (Design)	FDOT Design starts.
Project Kickoff Meeting	FDOT Design Team coordinates with local agency. Contact the FDOT project manager for date/time/location of the meeting.
Initial Field Review	Field Review meeting. Typically occurs at the project site.
Initial Engineering	30% plans to reviewers. Stakeholders provide review and feedback on the approved Typical Section.
Public Information Workshop	Tentative date to conduct a public information workshop. Date may differ than final workshop date.
Constructability Plans	60% plans to reviewers. At this time most of the Design is complete, no scope discussion, review focuses on items to be constructed, their construction impacts, and materials to be used.
Plans Specification and Estimates (PSE) Meeting	FDOT PM arranges field review with all reviewers to evaluate the final engineering plans with respect to actual field conditions.
Biddability Plans to Reviewers	90% plans. At this time, Design is complete. Verifying quantities and pay items.
Production	100% plans. Plans are complete.
Local Agency Program (LAP) Commitment	Agency and FDOT commits the project funds and budget to the Legislature and the Governor's office.
Letting	Bids are opened and the apparent low bid contract is determined. Construction typically begins 4 to 6 months after letting.
Construction Notice to Proceed (NTP)	Construction starts. Construction dates for FDOT administered projects can be found through the FDOT Operations Center.

For more information on a project, please contact the FDOT District 4 office at 954.486.1400 and ask to be transferred to the FDOT Project Manager for the specific project. For the FDOT copy of the report with the full project schedule, contact Martha Morales at Martha.Morales@dot.state.fl.us or 954.777.4208.

Please note, the dates shown in this report are a snapshot and dates can change frequently. Updated reports are requested monthly from FDOT.

FM #	Location	Type of Work	Lead Agency	Phase Milestone	Date
SIS Capacity					
4132522	I-95 FROM INDIANTOWN RD TO MARTIN/PALM BEACH COUNTY LINE	Pd&E/Emo Study	FDOT	Resolution from Agency	4/22/2026
4358031	I-95 AT NORTHLAKE BLVD	Interchange - Add Lanes	FDOT	Letting	5/20/2026
4355161	I-95 AT SOUTHERN BLVD/SR-80	Interchange - Add Lanes	FDOT	Execution Date (Design)	5/22/2026
4132601	I-95 AT PALM BEACH LAKES BLVD	Interchange Justifica/Modifica	FDOT	Public Information Workshop	6/8/2026
4132601	I-95 AT PALM BEACH LAKES BLVD	Interchange Justifica/Modifica	FDOT	PSE Meeting	6/15/2026
4355161	I-95 AT SOUTHERN BLVD/SR-80	Interchange - Add Lanes	FDOT	Kickoff Meeting	6/18/2026
4132522	I-95 FROM INDIANTOWN RD TO MARTIN/PALM BEACH COUNTY LINE	Pd&E/Emo Study	FDOT	Agency Scope Review	6/24/2026
4132601	I-95 AT PALM BEACH LAKES BLVD	Interchange Justifica/Modifica	FDOT	Biddability	7/9/2026
4132581	I-95 AT LANTANA RD	Interchange Justifica/Modifica	FDOT	Constructability Plans	7/14/2026
4132581	I-95 AT LANTANA RD	Interchange Justifica/Modifica	FDOT	Public Information Workshop	7/17/2026
Major Projects					
4383864	US-1/SR-5 FROM PALMETTO PARK RD TO NORTHLAKE BLVD/SR-850	Design	FDOT	Letting	4/29/2026
4481071	SIGNAL IMPROVEMENTS AT VARIOUS LOCATIONS IN PALM BEACH COUNTY	Programmed	FDOT	Agency Scope Review	5/26/2026
4515792	PALM BEACH COUNTY SIGNAL UPGRADES AT VARIOUS LOCATIONS	Programmed	FDOT	Construction Notice to Proceed (NTP)	6/5/2026
4383865	US-1/SR-5 FROM CAMINO REAL TO NE 8TH ST/MIZNER BLVD	Design	FDOT	Construction Notice to Proceed (NTP)	6/19/2026
4482641	N FEDERAL HWY/SR-5/US-1 AT SPANISH RIVER BLVD	Programmed	FDOT	Initial Engineering	6/25/2026
4479441	SIGNAL UPGRADES AT VARIOUS LOCATIONS IN PALM BEACH COUNTY	Programmed	FDOT	Initial Field Review	6/30/2026
4535581	SR-80 FROM SR-15 TO CR-880	Guardrail	FDOT	Production	7/6/2026
Local Initiatives Program					
4508001	GARDENS PARKWAY FROM ALT A1A TO PROSPERITY FARMS RD	Programmed	Palm Beach Gardens	Production	5/4/2026
4415701	36TH ST FROM N AUSTRALIAN AVE TO NORTH FLAGLER DR	Bike Lane/Sidewalk	FDOT	Public Information Workshop	6/9/2026
Transportation Alternatives Program					
4530011	LILAC ST FROM N MILITARY TRL/SR-809 TO PLANT DR	Design	Palm Beach Gardens	Production	5/4/2026
4530021	CAMINO REAL FROM SPANISH RIVER RD TO S OCEAN BLVD	Design	Palm Beach County	Production	7/6/2026
Other Federal & State Funded Projects					
4475731	BOYNTON BEACH BLVD/SR-804 FROM EAST OF I-95 TO US-1/SR-5	Landscaping	FDOT	Production	5/4/2026
4545641	WESTERN INDIANTOWN RD IMPROVEMENTS	Add Auxiliary Lane(s)	Jupiter	Letting	5/8/2026
4531431	COUNTYWIDE FLASHING 'YELLOW' ARROW LEFT & RIGHT TURN IMPLEMENTATION	Traffic Signal Update	FDOT	Kickoff Meeting	5/19/2026
4515981	ADVANCED WRONG WAY DETECTION SYSTEM PALM BEACH COUNTY	Its Communication System	FDOT	Letting	5/20/2026

FM #	Location	Type of Work	Lead Agency	Phase Milestone	Date
4510841	OKEECHOBEE BLVD/SR-704 AT SR-809/ MILITARY TR	Intersection Improvement	FDOT	Construction Notice to Proceed (NTP)	6/1/2026
4484391	BEELINE HWY/SR-710 FROM W OF PARK COMMERCE BLVD TO E OF AVIATION BLVD	Resurfacing	FDOT	Production	6/1/2026
4547791	LAKE WORTH RD AT SHERWOOD FOREST BLVD	Traffic Signal Update	FDOT	Agency Scope Review	6/10/2026
4510851	FOREST HILL BLVD/SR-882 AT HAVERHILL RD	Intersection Improvement	FDOT	Construction Notice to Proceed (NTP)	6/22/2026
4475451	OKEECHOBEE BLVD/SR-704 FROM EAST OF MILITARY TRAIL TO I-95	Lighting	FDOT	Construction Notice to Proceed (NTP)	6/22/2026
4506771	SR5/US1 FROM N OF SILVER BEACH RD TO S OF PALMETTO DR	Landscaping	FDOT	PSE Meeting	6/30/2026
4547791	LAKE WORTH RD AT SHERWOOD FOREST BLVD	Traffic Signal Update	FDOT	Execution Date (Design)	7/10/2026
O&M - Roadways					
4363404	PALM BEACH COUNTY PUSH BUTTON CONTRACT TRAFFIC OPS (ROADWAY)	Miscellaneous Construction	FDOT	Construction Notice to Proceed (NTP)	4/22/2026
4498141	ROYAL PALM WAY/SR-704 FROM 4 ARTS PLAZA TO S COUNTY RD	Resurfacing	FDOT	Biddability	5/6/2026
4506841	SR-A1A/ OCEAN BLVD BRIDGE# 930060 OVER BOCA INLET	Bridge Rehabilitation	FDOT	Constructability Plans	5/7/2026
4498101	SR-802/LAKE WORTH RD FR EVERETT COURT TO EAST OF ERIE ST	Resurfacing	FDOT	Production	6/1/2026
4552201	SR-9/I-95 FROM LAKE WORTH ROAD TO NORTH OF 10TH AVENUE	Resurfacing	FDOT	Initial Engineering	6/26/2026
4498341	SR-717/E CANAL ST FROM SR-80 TO SE AVE E	Resurfacing	FDOT	Production	7/6/2026
4438672	ALT A1A//SR-811 OVER LOXAHATCHEE RIVER BRIDGE 930339	Bridge- Repair/Rehabilitation	FDOT	Construction Notice to Proceed (NTP)	7/8/2026